

INTERNATIONAL INDIAN SCHOOL DAMMAM

Class – I

Subject – Arabic

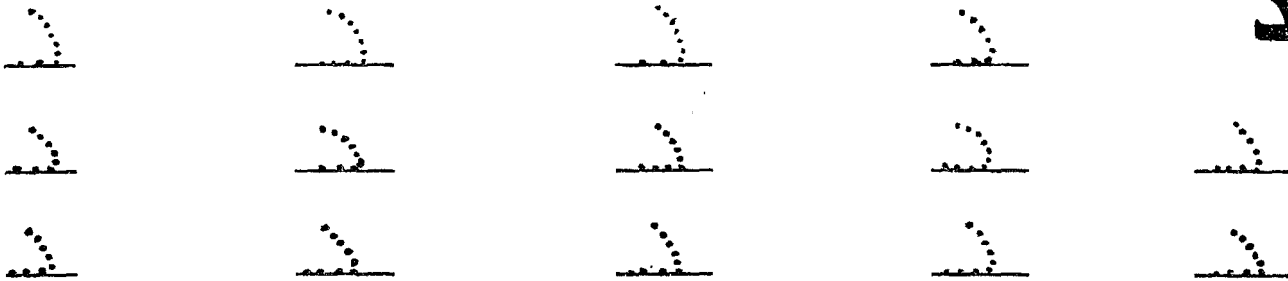
Alphabet Worksheet - 4

Name: _____ Section: _____ Roll No. : _____ Date: ___ / ___ / 2018

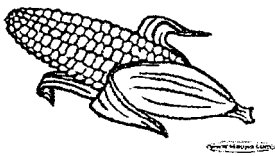


Deek: Cock

Start from right side

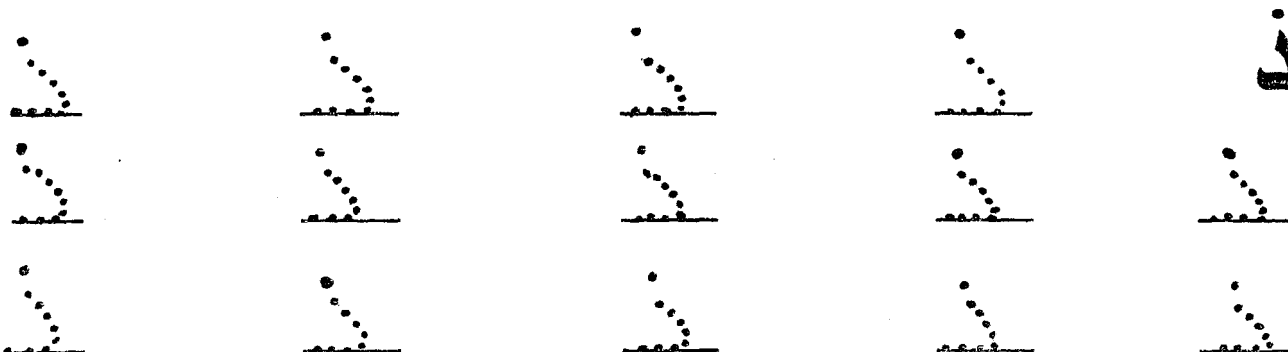


Daal



Zurrah: Corn

Zaal




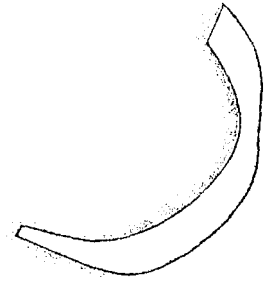
Name: _____ Sec: _____ Roll No: _____ Date: ____/____/2018

Practice the following letters.

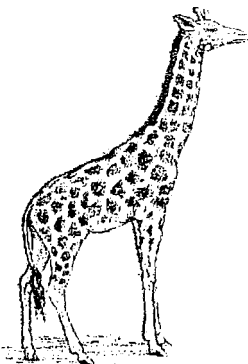
Ra





Reeshah=Feather



Za



Zarafah=Giraffe



International Indian School Dammam
Annual Exam Revision Worksheet 2018-19

Prep Section Class-1

Name: _____ Section: ___ Roll No: ___ Date: / /201.

I. Practice well the following letters:

أ ب ت ث ج ح خ د ذ ر ز

II. Fill in the missing letters:

أ _____ ت _____ ج _____ خ _____ ذ _____ ز _____

III. Match the Following:

1. Hisaan



()

2. Deek




()

3. Khaimah



()

4. Jamal



()

IV. What comes after?

_____ ج .2



_____ ب .1

_____ ر .4

_____ د .3

v. Write the names of the given pictures from the help box and colour them.

Tuffaahah	Mauzah	Inab
-----------	--------	------



VI. Translate the following words in Arabic by using the help box.

Zarafah	Burtuqaalah	Reeshah
---------	-------------	---------

1. Feather - _____ 2. Orange - _____

VII. Learn the following words:

- | | | | | | |
|------------|---|---------|----------------|---|---------|
| 1. Jamal | - | Camel | 7. Zarafah | - | Giraffe |
| 2. Hisaan | - | Horse | 8. Burtuqaalah | - | Orange |
| 3. Khaimah | - | Tent | 9. Tuffahah | - | Apple |
| 4. Deek | - | Cock | 10. Mauzah | - | Banana |
| 5. Zurrah | - | Corn | 11. Inab | - | Grapes |
| 6. Reeshah | - | Feather | | | |

Note: File and learn the worksheet well for the exam.