


INTERNATIONAL INDIAN SCHOOL DAMMAM

Class-I

Subject – Arabic

Alphabet worksheet-3


Name : _____ Section : _____ Roll No _____ Date : __/__/2017



Jeem ج
Jamal-Camel


Start from right side :






Haa ح

Hisan – Horse



Kha خ

Khaimah - Tent




INTERNATIONAL INDIAN SCHOOL DAMMAM

Class – I

Subject – Arabic

Alphabet Worksheet - 4


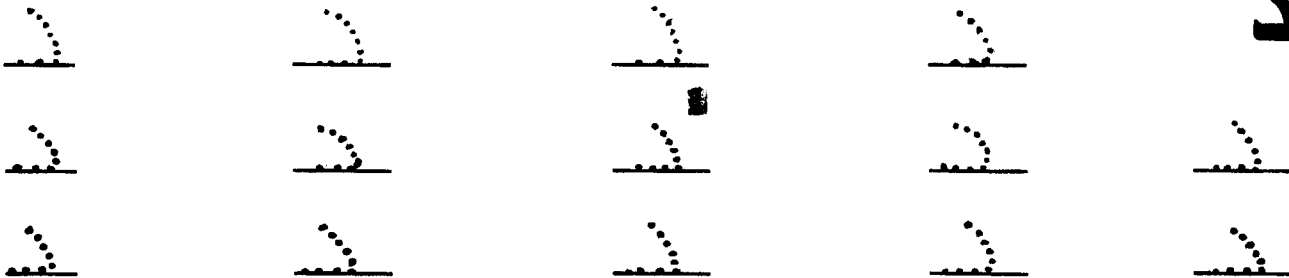
Name: _____ Section: _____ Roll No. : _____ Date: ____ / ____ /2017



Deek: Cock

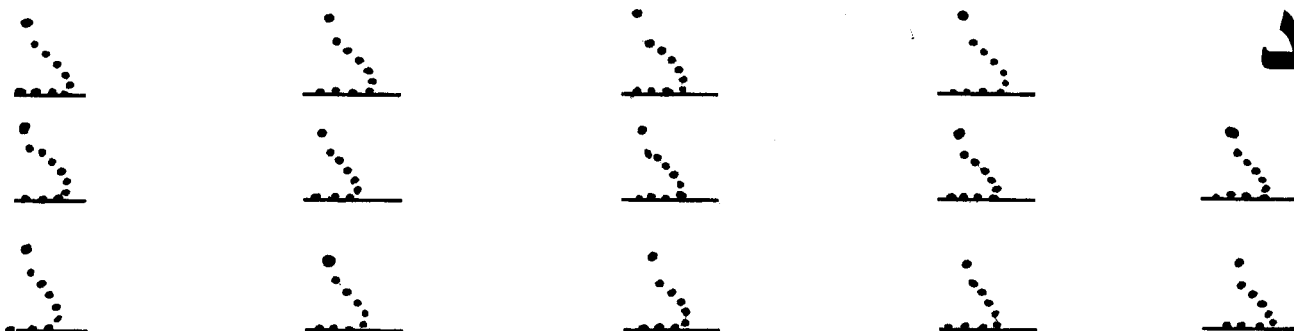
Daal

Start from right side



Zurrah: Corn

Zaal



Practice the following letters:

| | | | | |
|---|---|---|---|---|
| — | — | — | — | ا |
| — | — | — | — | — |
| — | — | — | — | — |
| — | — | — | — | ا |
| — | — | — | — | — |
| — | — | — | — | — |

Learn the following:

1. Qitar *Train*
2. Sarookh *Rocket*
3. Sayyarah *car*

Note: Learn and file the worksheet to prepare for the test.

INTERNATIONAL INDIAN SCHOOL - DAMMAM

CLASS - I SUBJECT - ARABIC

Alphabet Worksheet - 5

Name: _____ Section: _____ Date: ____/____/2017
























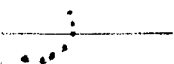




Reeshah: Feather



Ra

Start from right side:

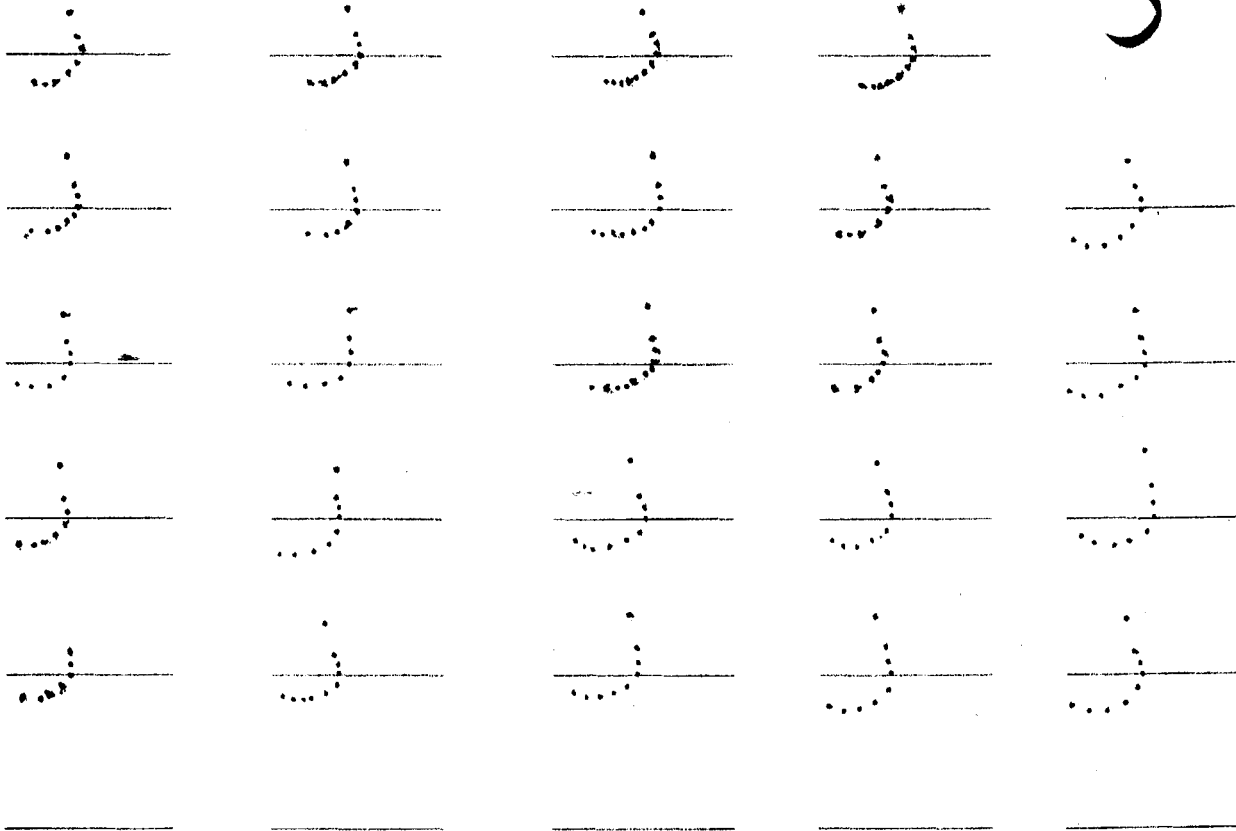
| | | | | |
|---|---|---|---|---|
|  |  |  |  |  |
|  |  |  |  |  |
|  |  |  |  |  |
|  |  |  |  |  |
|  |  |  |  |  |
| _____ | _____ | _____ | _____ | _____ |



Zarafah : Giraffe



Za



Learn the following:

- 1) Walad – Boy
- 2) Bint – Girl

Note: Learn and file the worksheet to prepare for the test.

INTERNATIONAL INDIAN SCHOOL, DAMMAM

CLASS -1

ARABIC REVISION WORKSHEET III TERM 2017 – 18

Name: _____ Section _____ Date: _____

1. Fill in the blanks by using the help box:

28, Right to left

a. Arabic starts from _____.

b. There are _____ letters in Arabic.

2. Practice the following letters:

أ ب ت ث ج ح خ د ذ ر ز

3. Fill in the missing letters:

أ ت ج خ ذ ز _____

4. Count and write the Arabic numbers:



5. Write the number names from the help box.





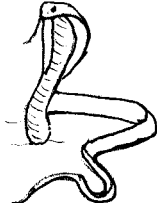
Isnain

Wahid

a. ١ =

b. ٢ =

6. Match the following:

| | |
|----------------|---|
| So'ban |  |
| Zarafah |  |
| Zurah |  |
| Deek |  |
| Reeshah |  |

7. Write name of the given pictures from help box
and colour it. Inab , Deek

