

USE OF "HAS" AND "HAVE"

NAME: _____ SEC: _____ DATE: _____

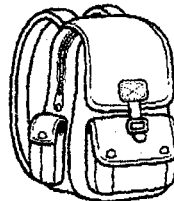
INTRODUCTION: USE OF "HAS"

'Has' is used for a single (one) person or a thing except for 'YOU' and 'I'.

He
She
It
Anil
Sara

◆ has

- e.g: 1. Sara has a red frock.
2. He has a new school bag.
3. It has a long neck.


**INTRODUCTION: USE OF "HAVE"**

'Have' is used for many people or things and for 'I' and 'YOU'.

I
You
Anil and Sara
We
They

◆ have

- e.g: 1. I have a cute doll.
2. Sara and Anil have a new car.
3. Do you have a pencil?



Fill in the blanks with 'has' or 'have'.

1. My drum _____ two sticks.



2. I _____ a big house.



It _____ many rooms.

3. We _____ dinner at night.

4. You _____ lovely eyes.



5. _____ she finished her homework ?



6. Reena and Meena _____ lovely dresses.

7. Peter _____ a blue shirt.



8. A bicycle _____ two wheels.



9. They _____ a cat in their house.



10. He _____ a laptop.



11. The children _____ a holiday today.

12. We _____ Hindi exam tomorrow.



13. _____ you taken my pen ?



14. Bina _____ a colourful umbrella.



15. I _____ a new football.



NAME : _____ SEC : _____ DATE : _____

'**THIS**' is used for one person or thing near us.

'**THAT**' is used for one person or thing far away from us.

'**THESE**' is used for many people or things near us.

'**THOSE**' is used for many people or things far away from us.


SINGULAR

This
That

PLURAL

These
Those

Observe the picture and fill in the blanks with "This / That / These / Those".



1. _____ is a tractor.

6. _____ is the sun.

2. _____ are big trees.

7. _____ rabbits are hopping.

3. _____ bird is flying.

8. _____ are small hens.

4. _____ is a fat cow.

9. _____ horses are having fun.

5. _____ is a farm house

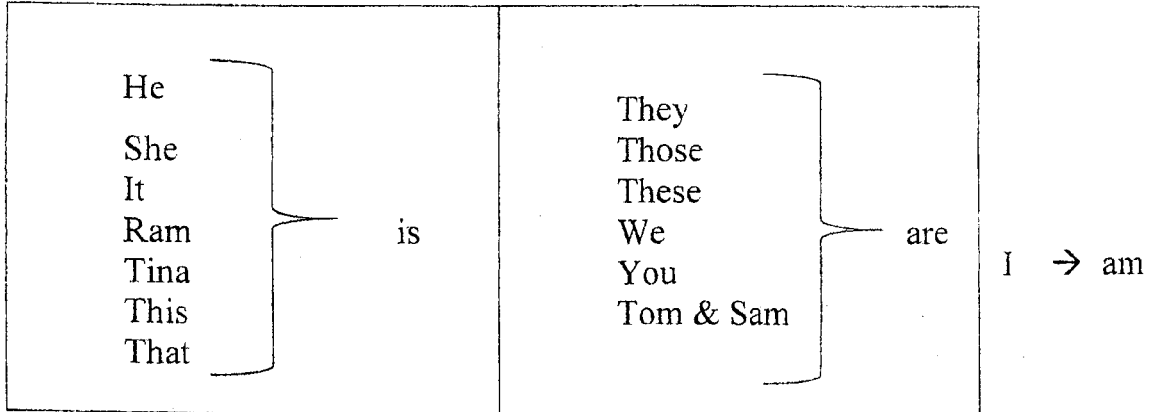
10. _____ is Mrs. Mac Donald

INTERNATIONAL INDIAN SCHOOL, DAMMAM

ENGLISH WORK SHEET – USE OF AM / IS / ARE

Name: _____ Class: 1 _____ Date: _____


- “Am” is used with “I”
- “Is” is used with one person or one thing except for “I” and “you”.
- Are is used with many people or many things.



Read the sentences and fill in the blanks using ‘am’ ‘is’ or ‘are’.


1. I _____ busy today.

2. You _____ my friend.



3. This book _____ mine.

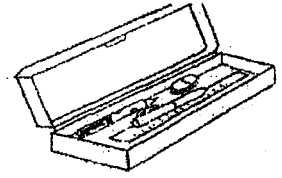
4. The stars _____ in the sky.



5. It _____ hot today.



6. Those pens _____ are in the box.




7. The dogs _____ barking.




8. She _____ a beautiful girl.


9. They _____ playing.



10. Rohan _____ going to school.



11. _____ that your house?



12. Sara, Raj and Rohit _____ going to school.



13. _____ you reading a book?



14. The man _____ sitting on a horse.



15. The tea _____ very hot.



INTERNATIONAL INDIAN SCHOOL DAMMAM
ENGLISH WORKSHEET 4: PUNCTUATION 2. CLASS - I

NAME : _____ SEC : _____ DATE: _____

Guidelines for the use of the following punctuation marks (Please learn).

Capital Letter :

1. At the beginning of a sentence

Eg: He is an honest boy.

2. Name of a person

Eg: Ajay, Mini, Sahil, etc

3. Name of a place

Eg: Dammam, India, Japan, etc.

4. Days of the week

Eg: Monday, Thursday, Saturday, etc.

5. Months of the year

Eg: March, August, November, etc.

6. All subject.

Eg: English, Arabic, Maths, etc.

7. Single "I"

Eg: I am six years old.

Full stop :

At the end of every sentence,

Question Mark:

At the end of a question. When a sentence begins with words like: How, Why, What, When, Where, Can I, May I, Is it, Do you, Has she, Did he, Are we, Have they, Will you, etc.

Rewrite the sentences using capital letters, full stop or question mark.

1. i am going to riyadh on tuesday

2. what is your name

3. ali likes to speak in hindi

NAME: _____ CLASS: 1 _____ DATE: _____

Rewrite the sentences using capital letter , full stop / question mark.

1. where is anil going

2. sam and i are good friends

3. did you do your maths homework

4. i am going to india in june

5. can you speak english and arabic

6. my sister is going to london in september

7. are you coming to school tomorrow

8. rahul is flying a kite

9. sunday is a holiday

10. do you have a red pen

PUNCTUATION worksheet-6

NAME: _____ CLASS: 1 _____ DATE: _____

Rewrite the sentences using capital letter , full stop / question mark.

1. zoya is playing football

2. what is your brother's name

3. the monkey has a long tail

4. how old are you

5. seema and ria are going to delhi in may

6. is it very hot in Dammam

7. i am very happy today

8. who is your arabic teacher

9. will you play with me

10. aleena is having an umbrella

INTERNATIONAL INDIAN SCHOOL, DAMMAM.
ENGLISH WORKSHEET-FRAME SENTENCES.

Name: _____ Class: 1- _____ Date: _____

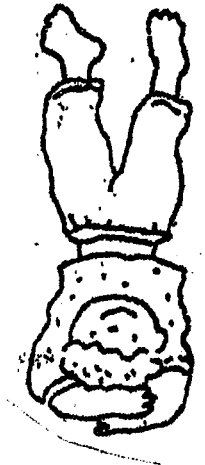
Guidelines for framing sentences:

- Begin the sentence with a capital letter.
- End the sentence with a full stop or a question mark.
- The sentence framed should be grammatically correct and make sense.

Example: Ashlin is riding a bicycle. (✓)

Bicycle is riding a Ashlin. (✗)

- Avoid framing sentences beginning with 'I', 'This' or 'That'.
- Underline the word used in framing the sentence.



Frame grammatically correct sentences using the given words:

1. sky: _____


2. red: _____

3. school: _____

4. clothes: _____

5. books: _____

6. toys: _____



INTERNATIONAL INDIAN SCHOOL, DAMMAM
CLASS - 1 ENGLISH WORKSHEET NO. 8
FRAME SENTENCES


Name: _____ Sec: _____ Date: _____

Frame grammatically correct sentences using the given words:



1. house: _____

2. flower: _____




3. honest: _____

4. children: _____



5. garden: _____

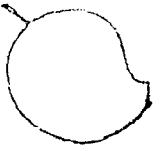
6. bus: _____



INTERNATIONAL INDIAN SCHOOL, DAMMAM
CLASS - 1 ENGLISH WORKSHEET NO. 9
FRAME SENTENCES

Name: _____ Sec: _____ Date: _____

Frame grammatically correct sentences using the given words:



a mango

1. _____




girl

2. _____




lion

3. _____



chairs

4. _____



a cat

5. _____



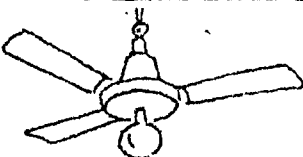
shoes

6. _____



an umbrella

7. _____



8. _____


INTERNATIONAL INDIAN SCHOOL, DAMMAM
ENGLISH WORKSHEET NO. 10
PICTURE COMPREHENSION - 1

Name _____

Sec _____

Date _____

Look at the picture carefully and answer the following questions using from the word bank.



Word Bank:

sand-castle,

two,

chair,

playing

Q1. What is Tina making?

A1. _____

Q2. How many trees are there in the picture?

A2. _____

Q3. Where is Amal sitting?

A3. _____


Q4. What are the children doing?

A4. _____

INTERNATIONAL INDIAN SCHOOL, DAMMAM.
ENGLISH PICTURE COMPREHENSION-

Name: _____ Class: 1- Date: _____

Look at the picture given below and answer the questions using the given words.



Words: **deer, bicycle, grapes, dancing, tree.**

Q1. What are the two mice doing?

A. _____

Q2. What is Daisy washing?

A. _____

Q3. Who is looking at the birds?

A. _____

Q4. What is Snoopy riding?


A. _____

INTERNATIONAL INDIAN SCHOOL, DAIMAMAM
ENGLISH WORKSHEET NO: 12
PICTURE COMPREHENSION

NAME: _____ CLASS: 1- _____ DATE: _____

Look at the picture carefully and answer the questions with the help of the given words.

Word Bank: kite, pond, ice-cream, tulips, flying, see-saw.



Q. 1 What is Sunil doing?

A. 1 _____

Q. 2 How many trees are there in the picture?

A. 2 _____

Q. 3 Where are the ducks swimming?

A. 3 _____

Q. 4 What is Soma eating?

A. 4 _____

Q. 5 Where are the children sitting?

A. 5 _____

Q. 6 Name the flowers growing near the pond.