


INTERNATIONAL INDIAN SCHOOL, DAMMAM

CLASS- 1 EVS W.SH - 5 L-12 MY SCHOOL


NAME: _____ SEC: _____ DATE: _____

Q1. Circle the things found in a school:



Q2. Use the clues to name the places found in a school:

- a) We study in this room. _____
- b) Our teachers rest or do their work here. _____
- c) Different kinds of books are borrowed and read here. _____
- d) The place where we can buy or eat our food. _____




Q3. Write the names of people who take care of our school: (Learn orally)

- a) Principal: _____
- b) Headmistress: _____
- c) Class teacher: _____
- d) Hindi teacher : _____

Q4. Tick the correct ways to behave at school and cross the wrong ones:

- a) We should scribble on the walls. _____
- b) We must always throw waste in a dustbin. _____
- c) We must obey and respect our teachers. _____
- d) We can talk loudly and shout in the classroom. _____



Please file the worksheet.

INTERNATIONAL INDIAN SCHOOL, DAMMAM

CLASS:1 EVS WORKSHEET NO. 6

LESSON – 20 THE EARTH

NAME: _____ SEC: _____ DATE: _____


Q1. Write 'True' or 'False' for the following.

- 1. Water is present as snow on high mountains. _____
- 2. The earth has much more land than it has water. _____
- 3. The shape of the earth is round. _____
- 4. The earth spins like a top. _____
- 5. It is night on that side of the earth which gets sunlight. _____

Q2. Name the following.

- 1. It is an area of land between the hills and the mountains. _____
- 2. The earth is made up of these. _____ and _____
- 3. Small mountains _____

Q3. Identify, name and colour.



Q4. Identify, name and colour the different landforms shown in the picture.

(Hints: Base of the mountains should be light brown where as the tips should be left white. The hills should be coloured dark brown and the plains green.)

