

INTERNATIONAL INDIAN SCHOOL, DAMMAM

CREATIVE WRITING WORKSHEET (इ and ई Matra) 2016 - 2017

SUBJECT : HINDI

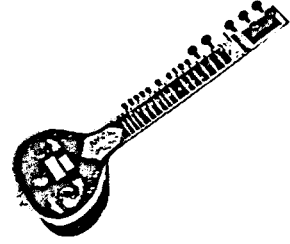
CLASS : I

NAME: _____ SEC: _____ DATE: _____


1 – Match the following इ and ई Matra :-




तितली



मछली



साइकिल



सितार



2 – Put इ and ई Matra for the given pictures :-

हाथ ---

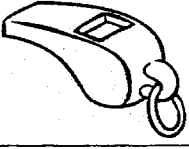


--- गलास

--- कताब

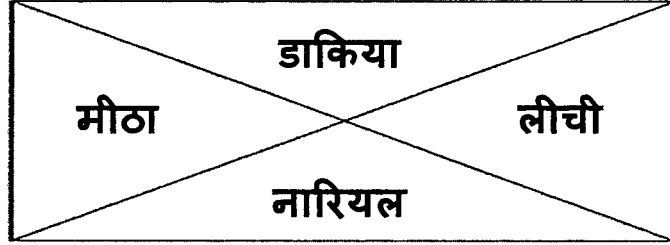
पर ---



3. Fill in the blanks : -

	लता ----- बजा । _____
	----- उड़ गई । _____
	राज ----- खा । _____

4. Identify इ or ई Matra words and write below:-



इ Matra words :- 1) _____

----- 2) _____

ई Matra words :- 1) _____

----- 2) _____


5. Circle the name of given picture:



सितार

सियार


सितारा



बीन

तीन

टीन



मछली

तितली

बकरी

HINDI WORKSHEET : उ + ऊ की मात्रा

NAME:

CLASS: ...I... SECTION: DATE:

Q. 1. Identify and write उ and ऊ मात्रा words from the words given below:

बूढ़ा

रुई

झूला

बुढ़िया

उ की मात्रा

1.


2.

ऊ की मात्रा

1.

2.


Q. 2. Put उ and ऊ मात्रा and complete the word.




मली



सराही

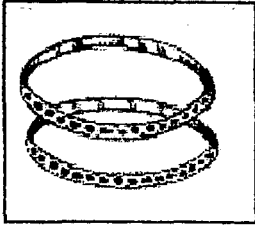


अमरद




धनष


Q. 3. Match the pictures with the correct words.




भालू




गुलाब




सूरज



कछुआ




चूड़ी



पुल

Q. 4. Name and colour the given picture.



.....
