

INTERNATIONAL INDIAN SCHOOL, DAMMAM

REVISION WORKSHEET - 2018-19

NAME: _____ CLASS : 1 SEC: ____ DATE : _____

1. Write उ and ऊ matra and complete the word :-

1. दकान 2. झला 3. गड़िया 4. रमाल

2. Choose and circle the same word :-

ताला	तल	ताला	ताल
रविवार	रविवार	रविवर	रवीवार
खीरा	खीर	खिरा	खीरा
सूखा	सुखा	सूखा	सूख
जामुन	जामुन	जमुन	जामून

3. Join the letters and form new words :-

1. अ + च + र = _____

2. ि + ह + र + न = _____

3. भ + ी + त + र = _____

4. क + छ + ु + आ = _____

5. अ + म + र + ू + द = _____

4. Identify the underlined matra and tick the correct answer :-


1. जिराफ़ इ () ई ()

2. आलू उ () ऊ ()


3. सीपी इ () ई ()

4. बुढ़िया उ () ऊ ()


7. Match the following :-



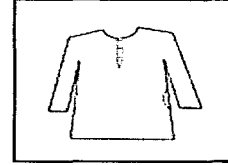
भालू




साइकिल




माला



हाथी




कबूतर



कुरता

8. Fill in the blanks :-


1. रामा _____ का चारा लाया ।




2. _____ चहचहाई ।



3. सबका मन ललचाती _____ ।



4.  _____ निकल आया ।

5. लता _____ पर चढ़ ।



5. Identify and write इ, ई, उ, ऊ matras in correct boxes :-

बुन	तीर	सिर	दूर
बकरी	खूब	बिल	गुड़

ई matra

उ matra

इ matra

ऊ matra



6. Join the letter in the centre with its matra :-

लीची किला हीरा

नदिया ई तकिया

साथी

9. Solve the puzzle :-




त	र	—	ज
---	---	---	---

—	टा	र
---	----	---

ढा

ला



स




10. Write the missing letter and complete the words :-


1. ___जर




4. ___हा



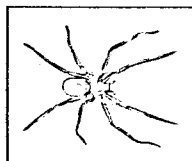
2. ___ताब




5. ___रसी



3. मक___




6. ___रगी



11. Circle the name of the given picture :-

1.




घड़ी

छड़ी

छाती

2.




अमरूद

आडू

आलू

3.

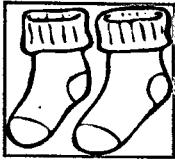


अचार

अनार

आवाज़

4.




जल

जामुन

जुराब

12. Name and colour the given picture :-



INTERNATIONAL INDIAN SCHOOL - DAMMAM


CLASS - I
WORDS WITHOUT MATRA

SUBJECT : HINDI
WORK SHEET NO : 2

NAME : _____ SEC : _____ DATE : _____


Q.1 Identify and circle ○ the first letter of the picture given below

i)



म फ व

ii)




क स र

iii)



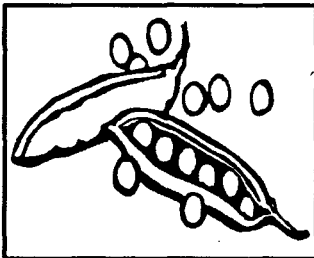
स ख भ

iv)

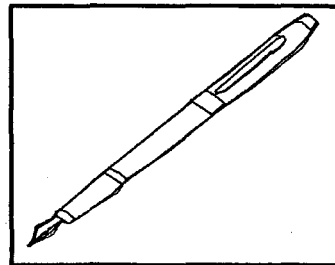


य क च

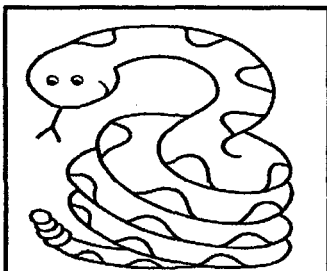
Q.2. Fill in the missing letters and complete the words with the help of the given picture.




म _ _ र



क _ _ म

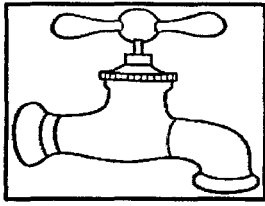


अ _ _ गर

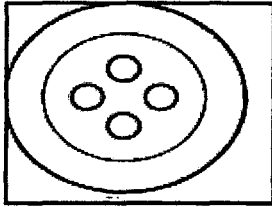


ज _ _


Q.6 . Match the following



बटन



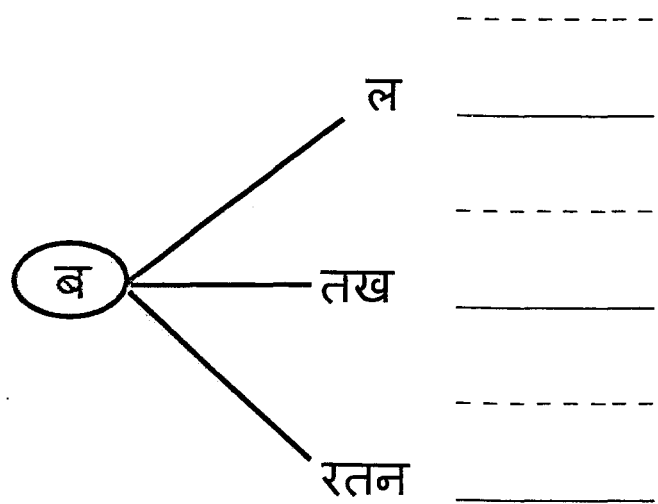
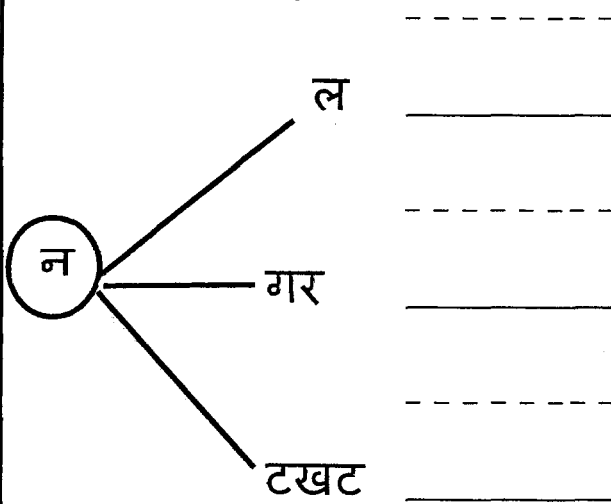
शलगम



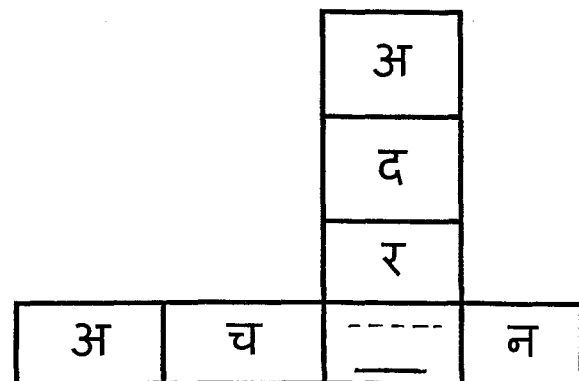
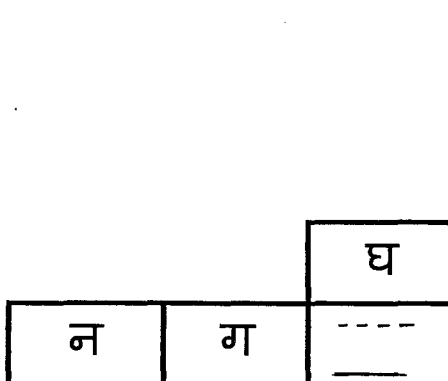
कलश

नल


Q.7. Join the letters and form new words.



Q.8 . Solve the puzzle





Q.9. Fill in the blanks




रमन _____ कर ।

भरत _____ चख ।




अमर _____ पर चढ़ ।

अमन _____ पढ़ ।



Q.10 . Name and Colour the picture




INTERNATIONAL INDIAN SCHOOL, DAMMAM 2018 – 2019

HINDI WORKSHEET 3 - आT MATRA CLASS -1

NAME _____ SECTION _____ DATE _____


Q.1 Fill in the missing letters:



अ र



गम



ट टर



..... न

Q.2 Fill in the blanks:



अमन जा ।



राधा पहन ।



राम का चारा ला ।



साद खा ।

Q.3 Choose the correct letter and complete the words:

1. ब (स / य)
2. क म (आ / T)
3. म र (ह / ग)
4. राम (आ / अ)

Q. 4 Choose and write आ matra words from the words given below:

मामा छत शाम रबड़ समाचार

.....


Q. 5 Circle the same word:

दादा नाना दादा चाचा


अचार बहार अनार अचार

बाला छाता बाला नाला

Q. 6 Match the following:




आग



ताला



जाला



छाता

INTERNATIONAL INDIAN SCHOOL – DAMMAM

TERM-II 2018 2019

HINDI WORKSHEET # 4 इ + ई मात्रा


NAME: CLASS: I SEC: DATE:

Q. 1 Join and form the words.

a) ि + स + य + ा + र =

b) म + ी + न + ा =

Q. 2 Put इ and ई मात्रा using the given picture:



मछल---




---कसान

---सतार



मकड़---




Q. 3. Match the following.



बकरी



पपीता



चिड़िया



गिलास



परी




सीटी

Q. 4. Fill in the blanks with the help of given pictures.




.....

पत्र लाया ।



.....

दादी की हैं ।



.....

मे पानी भर ।

Q. 5. Identify and write इ and ई मात्रा words from the words given below:

किला	हीरा	नदिया	खीर
------	------	-------	-----

इ की मात्रा

.....

.....


ई की मात्रा

.....

.....

Q. 6. Name and color the given picture .

.....









INTERNATIONAL INDIAN SCHOOL, DAMMAM




उ+ऊ MATRA WORKSHEET - 5, TERM II 2018-19

NAME:- _____ CLASS:- _____ SEC:- _____ DATE:- _____

I. Complete the words by putting उ (ु) ऊ (ू) matra for the following:-

- (i)  जराब (ii)  आल (iii)  गड़िया
- (iv)  कबतर (v)  चड़ी (vi)  मरगी


II. Fill in the blanks:-

- (i)  _____ डूब गया ।
- (ii)  सीमा _____ पर बैठी है ।
- (iii)  हमे _____ पीना चाहिए ।


III. Match the letter in the center with matra words.

- बुन सुन गुड़
- उ
- भालू मूली
- पुल


IV. Match the following:-



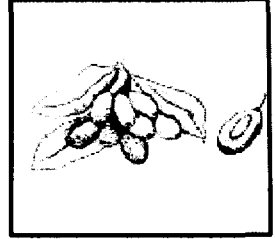
तरबूज




रूमाल




सुराही



फूल



कुरता




जामुन

V. Tick (✓) the correct matra underlined in the word.

- (i) फुलवारी उ () ऊ ()
(ii) खरबूजा उ () ऊ ()
(iii) सुपारी उ () ऊ ()
(iv) कूदना उ () ऊ ()

VI. Write the name and colour the picture.



INTERNATIONAL INDIAN SCHOOL – DAMMAM

TERM I 2018-2019

HINDI WORKSHEET: 6 (र - रू)

NAME: CLASS: I SEC: DATE:

Q. 1. Join and write:

1. र + ु =

2. र + ू =

Q. 2. Identify and write उ and ऊ matra words from the words given below:

रूपा रुपया डमरू रलाना जरूरत रुकावट

र (ु)

रू (ू)

1

1

2

2

3

3

Q. 3. Match the letter given in the centre with its matra words:

शुरू

करुणा

रूप

वरुण

रू


जूरूर

पुरुष

कुरूप

गरुड


Q. 4. Complete the word using रु or रू:



.....	क	ना
.....		
रू		




अ	म	द
		
		ल	
		र	



Q. 5. Fill in the blank using correct matra:

1.खा (रु / रू)
2. गु.....जी (रू / रु)
3.ठना (रु / रू)
4. अ.....णा (रू / रु)

Q. 6. Name and colour the following picture:



.....

INTERNATIONAL INDIAN SCHOOL – DAMMAM


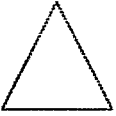















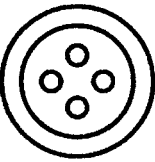













Project Term 1 (2018 - 2019)

CLASS: I

SUBJECT: HINDI

NAME: _____ SECTION: _____ DATE: _____

1 – Identify the letters with pictures and solve the puzzle:

 न	 त	 ब	 म	 ख	 ट	 र		
 ब	 त	 ख	बतख					
 	 			<hr/> <hr/> <hr/>				
 	 	 			<hr/> <hr/> <hr/>			
 	 	 	 			<hr/> <hr/> <hr/>		
 	 	 			<hr/> <hr/> <hr/>			
 	 	 	 			<hr/> <hr/> <hr/>		