


INTERNATIONAL INDIAN SCHOOL – DAMMAM

TERM II 2017-2018

HINDI WORKSHEET: इ + ई मात्रा # 4

NAME: ..... CLASS: I SEC: ..... DATE: .....


Q. 1. Put इ and ई मात्रा using the given picture:



मकड़.....



.....ततल.....



.....वमान

Q. 2. Identify and write इ and ई मात्रा words from the words given below:

किसान दीवार नारियल दादी गिरना थाली

इ की मात्रा

.....

.....

ई की मात्रा

.....

.....

Q. 3. Circle the correct name of the picture given below:



तकिया

डाकिया

टिकिया



खीचा

ठीरा

खीरा

Q. 4. Join the letter in the centre with its matra words.

रहीम

दिन

निकट


ई


नीला


पीला

कविता

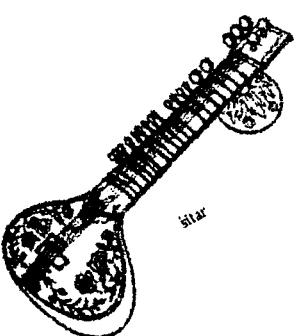
Q. 5. Fill in the blanks with the help of given pictures.

a) रमेश ..... बजा । 


b)  एक ..... पानी ला ।

c) विमाल ..... पढ़ । 



Q. 6. Solve the puzzle:




सि		




	ची

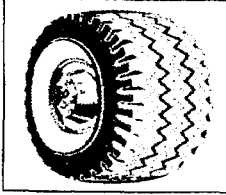
Q. 7. Match the following.




पहिया




बकरी




हाथी



हिरन



घड़ी



साइकिल

Q. 8. Join and form the words.


a) प + प + ी + त + I =

.....  
\_\_\_\_\_

b) ि + ट + क + ट =

.....  
\_\_\_\_\_

Q. 9. Name and color the given picture .



.....  
\_\_\_\_\_

**INTERNATIONAL INDIAN SCHOOL, DAMMAM**

**उ + ऊ MATRA WORKSHEET - 5, TERM II 2017-18**

NAME: \_\_\_\_\_ CLASS : 1

SEC: \_\_\_ DATE : \_\_\_\_\_

**1. Complete the words using उ / ऊ matra :-**

1. पजारी      2. बढ़ा      3. गलाबजामन      4. जता

**2. Identify उ and ऊ matra words and write in correct place:-**

कूदना

रुपया

नानू

चुनरी

उ - ( ) matra

1.

-----  
\_\_\_\_\_

2.

-----  
\_\_\_\_\_

ऊ - ( ) matra

1.

-----  
\_\_\_\_\_

2.

-----  
\_\_\_\_\_

**3. Identify the underlined matra in the given words and tick  the correct answer:-**

1. जामुन ( उ / ऊ )


3. पूूजा ( उ / ऊ )


2. कूूड़ा ( उ / ऊ )


4. बुुलबुल ( उ / ऊ )

4. Fill in the blanks:-

1. \_\_\_\_\_ पहन | 

2. \_\_\_\_\_ छिप गया | 

3.  \_\_\_\_\_ निकल आया |

4. \_\_\_\_\_ रुक गया | 

5. Write the matra for the given letters as shown:-

क	का	कि	की	कु	कू
ग	---	---	---	---	---
ह	---	---	---	---	---
र	---	---	---	---	---

6. Match the letters with its matra :-

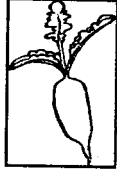
उ      ई      आ      ऊ      श

।      ि      ॆ      ी      ॆ

*(An arrow points from 'आ' to '।')*

7. Fill in the missing letter :-


1. \_\_\_ ली




3. \_\_\_ ल



2. \_\_\_ रसी

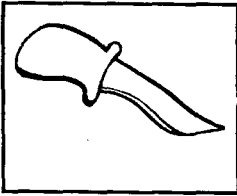


4. भा \_\_\_




8. Tick  the pictures having o matra:-


1.




4.




2.



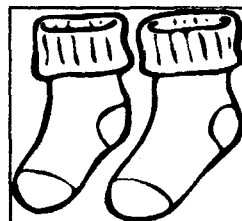
5.



3.




6.

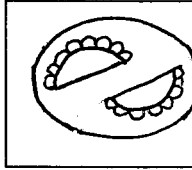


9. Write the missing letter and complete the word:-



1.



— ---	ला	ब
झि		
या		



2.



	त		
	र		
क	— ---	त	र
	ज		

**Q.11 Join the letter and form new words.**

म

टर \_\_\_\_\_

गर \_\_\_\_\_

हल \_\_\_\_\_

क

टहल \_\_\_\_\_

सरत \_\_\_\_\_


मल \_\_\_\_\_

**Q.12 Solve the Puzzle.**

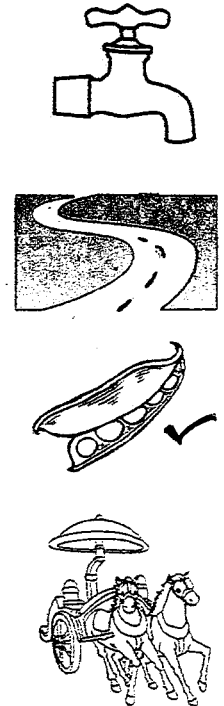
न	ट	---	ट
		ट	
		म	
		ल	

म	ह	---
		ह
		र

**Q.13 Puzzle**



म	प	ह	ल	ग	न	ल
त	क	ख	न	ट	य	घ
फ	ड	क	म	ल	प	थ
अ	म	ल	ट	झ	ज	द
ज	ध	फ	र	व	स	ब
ग	ण	म	च	भ	छ	क
र	स	ठ	ड	त	ह	र
ट	क	स	र	त	त्र	थ





# INTERNATIONAL INDIAN SCHOOL – DAMMAM

TERM II 2017-2018

## HINDI WORKSHEET : 6 ( रू - रू )

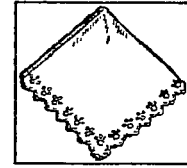

NAME: ..... CLASS: I SEC: ..... DATE: .....

### Q. 1. Join and write :

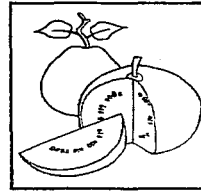
1. र + ७ = .....

2. र + १ = .....

### Q. 2. Complete the word using रू or रूः -



.....	प	या
.....		
रू		



अ	म	.....	द
		.....	
		मा	
		ल	

### Q. 3. Fill in the blank using correct matra :

1. ज ..... रत ( रू / रूः )

2. गु ..... जी ( रू / रूः )

3. डम ..... ( रू / रूः )

4. अ ..... णा ( रू / रूः )

INDIAN INTERNATIONAL SCHOOL - DAMMAM

TERM-III 2017-2018

HINDI WORKSHEET NO. : 7

ए + ऐ Matra

NAME.....CLASS: 1 SEC:..... DATE.....

Q . 1 Fill in the missing letters.



स \_\_\_ रा



\_\_\_ दल



\_\_\_ ल



ल \_\_\_ त

Q . 2 Choose the correct letter and complete the words.

1. (मे/मै) \_\_\_ हनत

2. (पै/पै) \_\_\_ दल

3. (खै/खै) \_\_\_ ल

4. (मै/मै) \_\_\_ ला

Q . 3 Identify & write ए + ऐ matra words.

नैनीताल    हथेली    मैहमान    मैदान

ए मात्रा    1. \_\_\_\_\_    2. \_\_\_\_\_

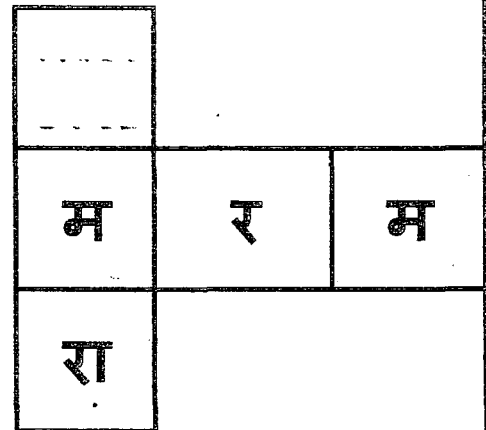

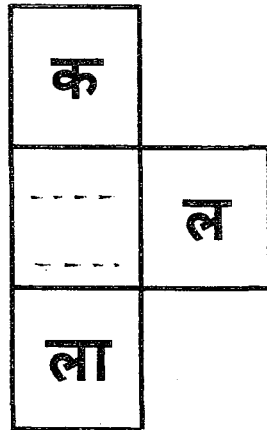

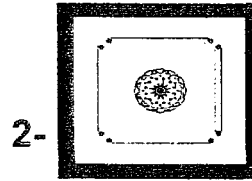
ऐ मात्रा    1. \_\_\_\_\_    2. \_\_\_\_\_

Q . 4 Join the letter and form new word.

हमान \_\_\_\_\_  
ला \_\_\_\_\_  
ज \_\_\_\_\_

दल \_\_\_\_\_  
सा \_\_\_\_\_  
र \_\_\_\_\_

Q . 5 Solve the puzzles.



Q . 6 Match the following.

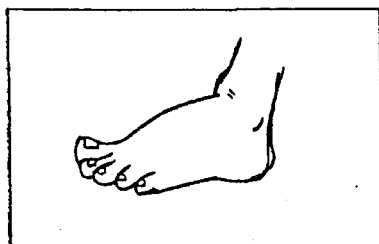


रेल




पैर

ठोरा




सैनिक




Q . 7 Fill in the blanks.

1



\_\_\_\_\_ लेकर जा ।

2



राजा ने \_\_\_\_\_ देखा ।

3



\_\_\_\_\_ उड़ गई ।

4



मैंने \_\_\_\_\_ खाया ।

Q. 8 Name and colour the picture:



INTERNATIONAL INDIAN SCHOOL DAMMAM

ओ and औ Matra Worksheet 2017 - 18


CLASS - I

# 8

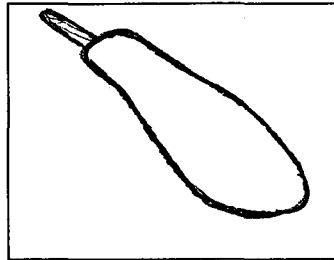
SUBJECT: HINDI

NAME: ..... CLASS: ..... DATE: .....


Q1. Complete the words using ओ or औ Matra :




खरग — श



ल — की



ब — तल



हथ — डी

Q2. Tick (✓) the correct Matra underlined in the word:

- |                   |       |       |
|-------------------|-------|-------|
| 1. मो <u>ा</u> टा | ओ ( ) | औ ( ) |
| 2. नौ <u>ा</u> कर | ओ ( ) | औ ( ) |
| 3. चौ <u>ा</u> खट | ओ ( ) | औ ( ) |
| 4. छौ <u>ा</u> टा | ओ ( ) | औ ( ) |

**Q3. Identify and write ओ and औ Matra words:**

गौली      बौना      चौकीदार      मौती

**ओ Matra Words**

**औ Matra Words**


1 \_\_\_\_\_  
\_\_\_\_\_

\_\_\_\_\_

2 \_\_\_\_\_  
\_\_\_\_\_

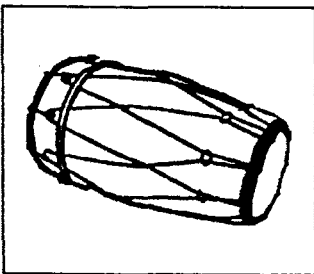

\_\_\_\_\_

**Q4. Fill in the Blanks:**




\_\_\_\_\_ दौड़ रहा है ।  
\_\_\_\_\_

\_\_\_\_\_ पेड़ पर बैठा है ।  
\_\_\_\_\_



\_\_\_\_\_ बजाओ ।  
\_\_\_\_\_

**Q7. Name and colour the picture:**




\_\_\_\_\_


\_\_\_\_\_




**Q5. Match the following:**




टोकरी




नौका




समोसा



तौलिया

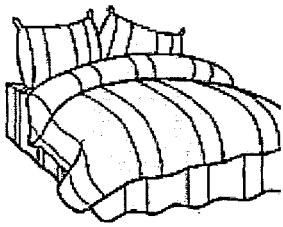


कोयल



खिलौना

**Q6. Tick (✓) the name of the given picture:**



बिछौना ( )

खिलौना ( )

जोकर ( )

नौकर ( )



मोर ( )

चोर ( )