

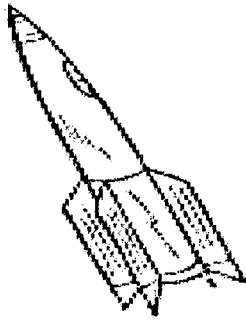
International Indian School Dammam
PREP SECTION CLASS - 2
Arabic Alphabet Worksheet -1

Name: _____ Sec: _____ Roll No: _____ Date: ___/___/2016


1. Practice the following letters.

Sawd

—




Saarookh = Rocket




Zawd

—



Zirs = Tooth




International Indian School Dammam
PREP SECTION CLASS - 2
Arabic Alphabet Worksheet - 2

Name: _____ Sec: _____ Roll No: _____ Date: ___/___/2016

Practice the following letters.

Taw

—



Taairah - Aeroplane



Zaw

—




Zarf - Envelope



INTERNATIONAL INDIAN SCHOOL, DAMMAM
PREP SECTION CLASS - II
ARABIC REVISION WORKSHEET

Name: _____ Sec: _____ Roll No: _____ Date: ___/___/2016





I. Learn the following letters.



II. Fill in the missing letters.

_____ ح _____ أ
ظ _____

III. Count and write in Arabic.

	<u>Numerals</u>	<u>Number names</u>
(a) 	_____	_____
(b) 	_____	_____
(c) 	_____	_____
(d) 	_____	_____

IV. Learn the words and meanings.

(1) Samakah - Fish

(2) Shajarah - Tree

(3) Saarookh - Rocket

(4) Zirs - Tooth

(5) Taairah - Aeroplane

(6) Zarf - Envelope

V. Match the following.

(1) SAWD ظ ()

(2) SEEN ص ()

(3) ZAW ط ()

(4) TAW س ()

VI. Write the Arabic names for the given pictures from the help box.

SHAJARAH

ZIRS

SAAROOKH

ZARF

