

# INTERNATIONAL INDIAN SCHOOL DAMMAM

Class – II

Subject – Arabic

## Alphabet Worksheet - I

Name: \_\_\_\_\_ Section : \_\_\_\_\_ Roll No. \_\_\_\_\_ Date: \_\_\_/\_\_\_/\_\_\_

1. Practice the following letters.

أ ب ت ث ج ح خ

\_\_\_\_\_

د ذ ر ز س ش

\_\_\_\_\_

Saarookh = Rocket



Sawd - ص

\_\_\_\_\_

Zirs = Tooth



Zawd - ض

\_\_\_\_\_

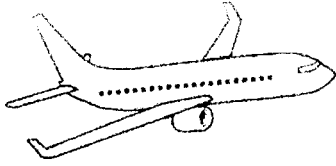
INTERNATIONAL INDIAN SCHOOL, DAMMAM  
CLASS-II  
ARABIC ALPHABET WORKSHEET - 2

Name: \_\_\_\_\_ Section: \_\_\_\_\_ Roll No: \_\_\_\_\_ Date: \_\_\_\_/\_\_\_\_/2017

Practice the following letters.

أ ب ت ث ج ح خ د ذ


ر ز س ش ص ض



Taw - ط

Taairah=Aeroplane

ط



Zaw - ظ

Zarf=Envelope

ظ


INTERNATIONAL INDIAN SCHOOL, DAMMAM  
CLASS-II  
ARABIC ALPHABET WORKSHEET - 3

Name: \_\_\_\_\_ Section: \_\_\_\_\_ Date: \_\_\_\_\_

Practice the following letters.

أ ب ت ث ج ح خ د ذ

ر ز س ش ص ض ط ظ



Ain - ع

Inab=Grapes



Ghain - غ

Ghazal=Deer

غ

International Indian School,Dammam

Prep Section Class – II Sub:-Arabic

1<sup>st</sup> term Revision worksheet 2017-18

Name: \_\_\_\_\_ Section: \_\_\_\_\_ Roll No: \_\_\_\_\_ Date: \_\_\_\_\_

i. Practice the following letters.

أ ب ت ث ج ح خ د ذ ر ز س  
ش ص ض ط ظ ع غ

ii. Write the suitable letter using help box.

SEEN, TAW, SHEEN, GHAIN

SAWD, AIN, ZAW, ZAWD.

\_\_\_\_\_ ض

\_\_\_\_\_ ظ

\_\_\_\_\_ ط

\_\_\_\_\_ ص

\_\_\_\_\_ ع

\_\_\_\_\_ س

\_\_\_\_\_ ش

\_\_\_\_\_ غ


III. Choose and write the numbers and number names from the help box.

Salasa, Wahid, Arba, Isnain	٢	٣	١	٤
-----------------------------	---	---	---	---

	Numbers	Number Names
(a)	3 _____	_____
(b)	2 _____	_____
(c)	1 _____	_____
(d)	4 _____	_____

IV. Write the Arabic names for the given pictures from the help box.

Samakah	Ghazal	Taairah	Shajarah
---------	--------	---------	----------



V. Learn the following.

1. Samakah = Fish

2. Shajarah = Tree

3. Saarookh = Rocket

4. Zirs = Tooth

5. Taairah = Aeroplane

6. Zarf = Envelope

7. Inab = Grapes

8. Ghazal = Deer