


INTERNATIONAL INDIAN SCHOOL - DAMMAM
STD II ENGLISH GRAMMAR WORKSHEET NO. 1

NAME: _____ DIV: _____ DATE: _____

COMMON AND PROPER NOUNS

Naming words are called nouns.

Nouns are the names of people, places, animals and things.




Rita

Proper Noun

A noun can be



girl



Common Noun

A proper noun is the exact name of a particular person, place or thing. All proper nouns begin with a capital letter.

John

Spiderman

India

Diwali

River Nile

A common noun talks about people, places and things in general. Common nouns do not begin with a capital letter.

tree

pencil

boy

school


bird

Q.1 Circle the common nouns and underline the proper nouns:

- Tina is a clever girl.
- The museum is closed on Sunday.
- Rohit bought a new car.
- My brother lives in Dubai.
- The Ganga is a very long river.
- Snow White lived in the dark forest.



Q.2 Colour the apples Red for Proper Nouns and Green for Common Nouns:



Q.3 Choose and write each noun in the correct star. Remember to begin proper nouns with capital letters:

<div data-bbox="311 1066 646 1136" data-label="Text"><p>Proper Nouns</p></div> <div data-bbox="149 1123 771 1841" data-label="Image"></div>	<div data-bbox="641 1129 1042 1696" data-label="Image"><p>library himalayas friday clock june flower english doll</p></div>	<div data-bbox="1102 1066 1481 1136" data-label="Text"><p>Common Nouns</p></div> <div data-bbox="943 1123 1518 1841" data-label="Image"></div>
--	---	---

INTERNATIONAL INDIAN SCHOOL, DAMMAM

STD II ENGLISH

BLEND WORDS

WORKSHEET No.2







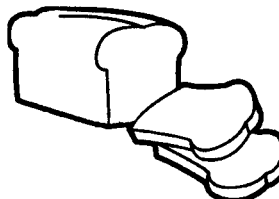

Name : _____

Div: _____


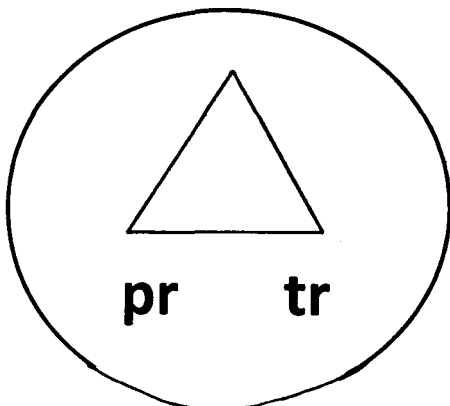


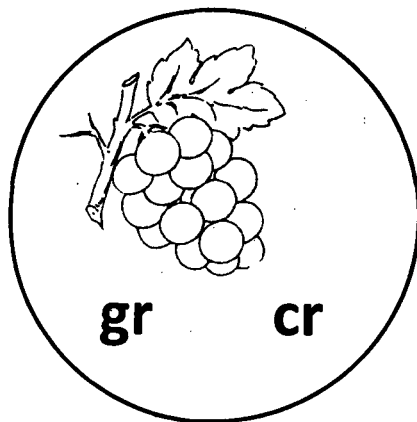
Date: _____

I. Fill in the missing consonant blends.

br dr fr cr gr tr

 __ __ u c k	 __ __ a m e	 __ __ u m	 __ __ i e n d
 __ __ a s s	 __ __ a g o n	 __ __ e a d	 __ __ o w

II. Say the name of the picture out loud and circle the letters that make the beginning sound.



III. Use the words below to answer these questions.

trousers

bricks

prince

grasshopper

dry

1. We use these to build a house : _____
2. A king's son : _____
3. Not wet : _____
4. Something you wear : _____
5. An insect : _____


IV. Say the name of the picture out loud and colour according to the beginning blend sound.

br 

cr 

fr 

tr 



INTERNATIONAL INDIAN SCHOOL, DAMMAM
STD - II ENGLISH READING COMPREHENSION WORKSHEET NO.3

NAME: _____ DIV: _____ DATE: _____

Ramu and Sheru

Read the passage and answer the following questions:

Ramu was a kind boy. He loved animals and birds. He never hurt them. One day, he saw a dog in his garden. It had hurt its leg badly. He took the dog home and washed its leg. Ramu put some medicine on the wound and bandaged it. He also gave the dog some milk to drink. He made a soft bed with some old sheets. The dog lay down on it. It looked at Ramu and wagged its tail. Ramu had a new pet now. He decided to call it Sheru. He was sure that Sheru would be a good pet. Soon, they became good friends.



1. Ramu loved _____.

- a) animals and birds b) toys and games

2. With what did Ramu make the dog's bed ?

3. Complete the sentence:

Ramu put some _____

4. Write True/ False :

1. Ramu decided to call the dog Sheru. ()

2. Ramu took the dog to a doctor. ()



5. Write the past tense of : a) look - _____ b) wag - _____

6. Write the opposite of : a) hard x _____ b) old x _____

NAME: _____

DATE: _____



THE CAP SELLER




Read the following passage carefully and answer the questions:

Once upon a time, there was a cap seller. He carried the caps in a huge basket on his head. One afternoon, after he had sold some caps, he felt very tired. He lay down under a big tree to rest for a while. Soon he fell asleep.

There were many monkeys on the tree. They saw the cap seller sleeping and took the caps from the basket. When the cap seller woke up, he was surprised to find his basket empty. Then he noticed that the monkeys had taken all his caps.

The cap seller was a clever man. He knew that the monkeys would imitate him. He took his cap and wore it. The monkeys did the same. The cap seller then threw his cap on the ground. The monkeys copied him.

The cap seller picked up the caps quickly. He was happy.



Q1. Where did the cap seller lie down to rest?

Q2. What did the cap seller notice?

Q3. Complete the following:


When the cap seller woke up, _____

Q4. Write the past tense of: a) carry - _____ b) throw - _____

Q5. Write the opposite of: a) full x _____ b) foolish x _____

Q6. Give one word:

a) try to do the same as somebody or something - _____





NAME: _____ DIV: _____ DATE: _____

L-2 WRITING SKILLS - DESCRIBING AN ANIMAL

I. Write a few sentences about a dog. Use the words in the help box.


dog - Bruno - two years old - black and brown - rice and meat - fetch stick or ball in mouth - barks at strangers and postman - take dog for a walk in the evening - best friend





II. Write a few sentences about the camel. Use the words in the help box.

- large animal
- lives in the desert
- hump on its back
- eats thorny bushes
- stays without water for a long time
- young one - calf
- ship of the desert



INTERNATIONAL INDIAN SCHOOL, DAMMAM

STD II ENGLISH

BLEND WORDS

WORKSHEET No.5

Name : _____

Div: _____


Date: _____

I. Choose and write the correct blend to complete the word:


sp sw sm st sl sn




__ ile



__ an




__ ar



__ ail



__ ide

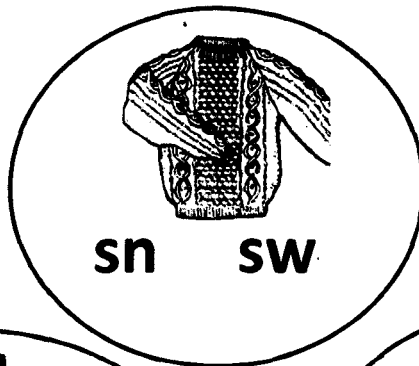


__ oon


II. Say the name of the picture out loud and circle the letters that make the beginning sound.



sl sk




sn sw



sm sp



sn st



sl sp

III. Use the words given below to fill in the blanks:

slice spill snow swim scarf

1. Rita wore a red _____.
2. May I have a _____ of cake ?
3. Ali likes to _____ in the pool.
4. Samir was careful not to _____ the juice as he poured it from the jug.
5. The peaks of the mountains are covered with _____.


IV. Unscramble the blend words:




w s i g n




m o k s e




t s i k r



s r r p a o w



l l u k s






n p s i

NAME : _____ DIV : _____ DATE : _____

L-3 Writing Skills (picture - based composition)

A. Look at the pictures and write sentences about how the animals spend their day.



1. The lion rests in the sunshine.

2. _____


3. _____

4. _____

5. _____

6. _____

B. Write a short paragraph about Sheetal's visit to the zoo. Use the clues in the box.



went to the zoo on Sunday - parents and brother - saw many animals and birds - went for a ride on the train - took many photographs - saw zookeepers feeding animals - loved her trip - wants to go there again

Sheetal went to the zoo last Sunday with her parents and brother.

She _____
