


INTERNATIONAL INDIAN SCHOOL - DAMMAM  
STD II ENGLISH GRAMMAR WORKSHEET NO.1

NAME: \_\_\_\_\_ DIV: \_\_\_\_\_ DATE: \_\_\_\_\_

## COMMON AND PROPER NOUNS

**Naming words are called nouns.**



Nouns are the names of people, places, animals and things.



Rita

Proper Noun

A noun can be



girl

Common Noun

A proper noun is the exact name of a particular person, place or thing. All proper nouns begin with a capital letter.

John

Spiderman

India

Diwali

River Nile

A common noun talks about people, places and things in general. Common nouns do not begin with a capital letter.

tree

pencil

boy

school


bird

Q.1 Circle the common nouns and underline the proper nouns:

- Tina is a clever girl.
- The museum is closed on Sunday.
- Rohit bought a new car.
- My brother lives in Dubai.
- The Ganga is a very long river.
- Snow White lived in the dark forest.



Q.2 Colour the apples Red for Proper Nouns and Green for Common Nouns:



Q.3 Choose and write each noun in the correct star. Remember to begin proper nouns with capital letters:

<div data-bbox="250 974 581 1045" data-label="Text"><p><b>Proper Nouns</b></p></div> <div data-bbox="90 1045 708 1755" data-label="Image"></div>	<div data-bbox="581 1045 979 1612" data-label="Image"><p>library himalayay friday clock june flower english doll</p></div>	<div data-bbox="1040 974 1424 1045" data-label="Text"><p><b>Common Nouns</b></p></div> <div data-bbox="881 1045 1466 1755" data-label="Image"></div>
--------------------------------------------------------------------------------------------------------------------------------------------------	--------------------------------------------------------------------------------------------------------------------------------------------------------	------------------------------------------------------------------------------------------------------------------------------------------------------

**INTERNATIONAL INDIAN SCHOOL- DAMMAM**  
**STD II ENGLISH READING COMPREHENSION WORKSHEET No.2**

NAME: \_\_\_\_\_ DIV: \_\_\_\_\_ Date: \_\_\_\_\_

Read the passage carefully and answer the following questions:

**The Birthday Party**

Jennifer is having a birthday party. Her birthday is on 14th June. She is turning eight years old.

Jennifer invited all her friends from school. Nine friends came to the party. Jennifer's mother served cake, ice cream, pizza and juice. The kids played games at the party.



Jennifer blew out the candles on her birthday cake and opened her presents. She got lots of dolls and toys from her friends.

Q1. Choose and write the correct answer.

Jennifer will be \_\_\_\_\_ years old on her birthday. ( **eight** , **ten** )

Q2. Whom did Jennifer invite to her party?

A. \_\_\_\_\_  
\_\_\_\_\_

Q3. Circle the things that Jennifer got from her friends on her birthday.

balloons

dolls

cakes

toys

Q4. Complete the sentence:

The kids \_\_\_\_\_

Q5. a) Write the **past tense** of :

b) Write the **opposite** of :

blow - \_\_\_\_\_

closed x \_\_\_\_\_

NAME: \_\_\_\_\_

DATE: \_\_\_\_\_



## THE CAP SELLER




Read the following passage carefully and answer the questions:

Once upon a time, there was a cap seller. He carried the caps in a huge basket on his head. One afternoon, after he had sold some caps, he felt very tired. He lay down under a big tree to rest for a while. Soon he fell asleep.

There were many monkeys on the tree. They saw the cap seller sleeping and took the caps from the basket. When the cap seller woke up, he was surprised to find his basket empty. Then he noticed that the monkeys had taken all his caps.

The cap seller was a clever man. He knew that the monkeys would imitate him. He took his cap and wore it. The monkeys did the same. The cap seller then threw his cap on the ground. The monkeys copied him.

The cap seller picked up the caps quickly. He was happy.



Q1. Where did the cap seller lie down to rest?

---

---

Q2. What did the cap seller notice?

---

Q3. Complete the following:

When the cap seller woke up, \_\_\_\_\_


---

Q4. Write the past tense of: a) carry - \_\_\_\_\_ b) throw - \_\_\_\_\_

Q5. Write the opposite of: a) full x \_\_\_\_\_ b) foolish x \_\_\_\_\_

Q6. Give one word:

a) try to do the same as somebody or something - \_\_\_\_\_



**INTERNATIONAL INDIAN SCHOOL, DAMMAM**

STD II ENGLISH

**BLEND WORDS**

WORKSHEET No.3

Name : \_\_\_\_\_

Div: \_\_\_\_\_

Date: \_\_\_\_\_

I. Fill in the missing consonant blends.

br





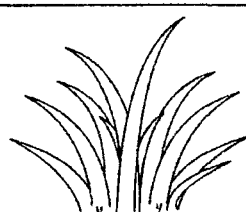

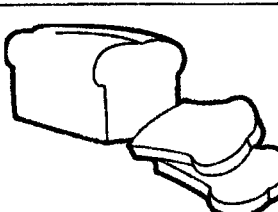

dr

fr


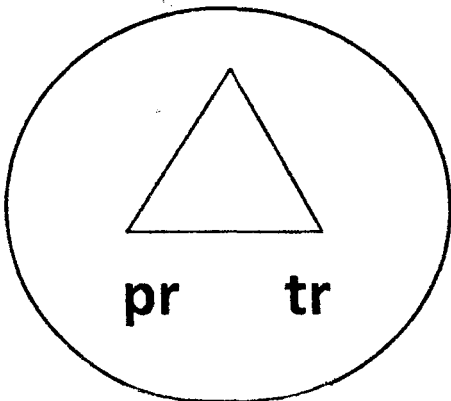
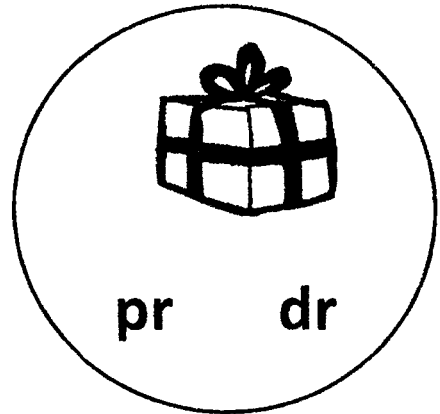

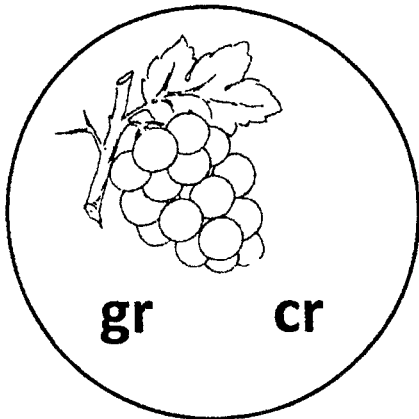
cr

gr

tr

 _ _ u c k	 _ _ a m e	 _ _ u m	 _ _ i e n d
 _ _ a s s	 _ _ a g o n	 _ _ e a d	 _ _ o w

II. Say the name of the picture out loud and circle the letters that make the beginning sound.



III. Use the words below to answer these questions.

trousers

bricks

prince

grasshopper

dry

1. We use these to build a house : \_\_\_\_\_
2. A king's son : \_\_\_\_\_
3. Not wet : \_\_\_\_\_
4. Something you wear : \_\_\_\_\_
5. An insect : \_\_\_\_\_







IV. Say the name of the picture out loud and colour according to the beginning blend sound.

br 

cr 

fr 

tr 



NAME: \_\_\_\_\_ DIV: \_\_\_\_\_ DATE: \_\_\_\_\_

**L-2 WRITING SKILLS - DESCRIBING AN ANIMAL**

I. Write a few sentences about a dog. Use the words in the help box.

dog - Bruno - two years old - black and brown - rice and meat - fetch  
stick or ball in mouth - barks at strangers and postman - take dog for a  
walk in the evening - best friend


---

---

---

---

---



---

---

---

---

---

---

---

---



II. Write a few sentences about the camel. Use the words in the help box.

- large animal
- lives in the desert
- hump on its back
- eats thorny bushes
- stays without water for a long time
- young one - calf
- ship of the desert

---

---

---

---

---

---

---

---

---

---

---

---

---

---

---

---

---

---

---


---

---

---

---

---





INTERNATIONAL INDIAN SCHOOL, DAMMAM

STD II ENGLISH

BLEND WORDS

WORKSHEET No.5

Name : \_\_\_\_\_

Div: \_\_\_\_\_


Date: \_\_\_\_\_

I. Choose and write the correct blend to complete the word:


sp      sw      sm      st      sl      sn




\_\_ ile



\_\_ an




\_\_ ar



\_\_ ail



\_\_ ide

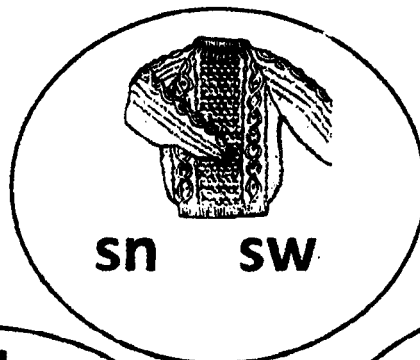


\_\_ oon


II. Say the name of the picture out loud and circle the letters that make the beginning sound.



sl      sk



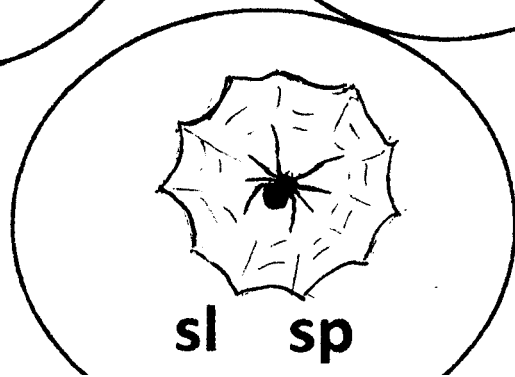
sn      sw



sm      sp



sn      st



sl      sp

III. Use the words given below to fill in the blanks:

slice      spill      snow      swim      scarf

1. Rita wore a red \_\_\_\_\_.
2. May I have a \_\_\_\_\_ of cake?
3. Ali likes to \_\_\_\_\_ in the pool.
4. Samir was careful not to \_\_\_\_\_ the juice as he poured it from the jug.
5. The peaks of mountains are covered with \_\_\_\_\_.

IV. Unscramble the blend words:




w s i g n

---




m o k s e

---



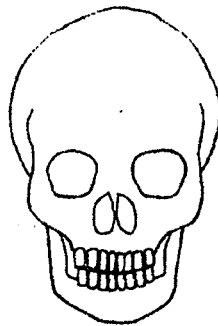
t s i k r

---




s r r p a o w

---



l l u k s

---






n p s i

---

NAME : \_\_\_\_\_ DIV : \_\_\_\_\_ DATE : \_\_\_\_\_

L-3      Writing Skills (picture - based composition)

A. Look at the pictures and write sentences about how the animals spend their day.



1. The lion rests in the sunshine.

2. \_\_\_\_\_


3. \_\_\_\_\_

4. \_\_\_\_\_

5. \_\_\_\_\_

6. \_\_\_\_\_

B. Write a short paragraph about Sheetal's visit to the zoo. Use the clues in the box.



went to the zoo on Sunday - parents and brother - saw many animals and birds - went for a ride on the train - took many photographs - saw zookeepers feeding animals - loved her trip - wants to go there again

Sheetal went to the zoo last Sunday with her parents and brother.

She \_\_\_\_\_

\_\_\_\_\_

\_\_\_\_\_

\_\_\_\_\_

\_\_\_\_\_

\_\_\_\_\_

\_\_\_\_\_

\_\_\_\_\_

\_\_\_\_\_

\_\_\_\_\_