


INTERNATIONAL INDIAN SCHOOL - DAMMAM

STD II EVS L-5 OUR SCHOOL & L-6 OUR COUNTRY W.S NO : 9

NAME..... ROLL NO SECTION DATE.....

I. Identify the pictures and answer the following;

1.



a. The name of our school is _____


b. The principal of our school is _____

2.



a. A _____ is a special place where books are kept.

3.



a. The _____ teaches us lessons.

b. My class teacher's name is _____

II. Fill in the blanks with suitable answers from the box.

peon gatekeeper librarian record


1. A _____ guards our school.
2. The _____ rings the bell.
3. A _____ is the written account of something.
4. A _____ looks after a library and helps us find books to read.

III. Match the following

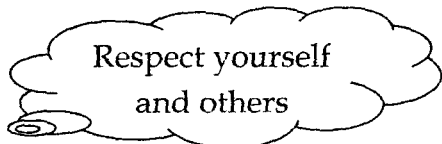


- a) National animal b) Mahatma Gandhi c) National bird d) National flower e) Indian currency

IV. Colour the National Flag of India



India



Teacher's Signature: _____

INTERNATIONAL INDIAN SCHOOL, DAMMAM

STD II EVS L-8 More About Animals Worsheet No. 10





NAME _____ SEC: _____ DATE: _____

Q1. Write the names of the animals according to their groups.

rabbit	zebra	sheep	parrot	bear
camel	fox	hen	dog	

Wild animals	Pet animals	Domestic animals


Q2. Match the animals with the way they move from one place to another.

- | | | | | |
|---|---|---|-------|-----|
| 1 |  | — | walk | () |
| 2 |  | — | swim | () |
| 3 |  | — | fly | () |
| 4 |  | — | crawl | () |


Q3. All the animals have babies. Most babies look like their parents.

Write the names of the young ones


1








2



3




Q4. Circle the things which we get from animals and colour them.



Q5. Unscramble the animal names and match the names with the picture.

1

macel




2

hifs



3

aogt



We should be kind to animals.
Animals need our love and care.

Teacher's Signature: _____

INTERNATIONAL INDIAN SCHOOL, DAMMAM.

STD - II

EVS L- 17 DIRECTIONS

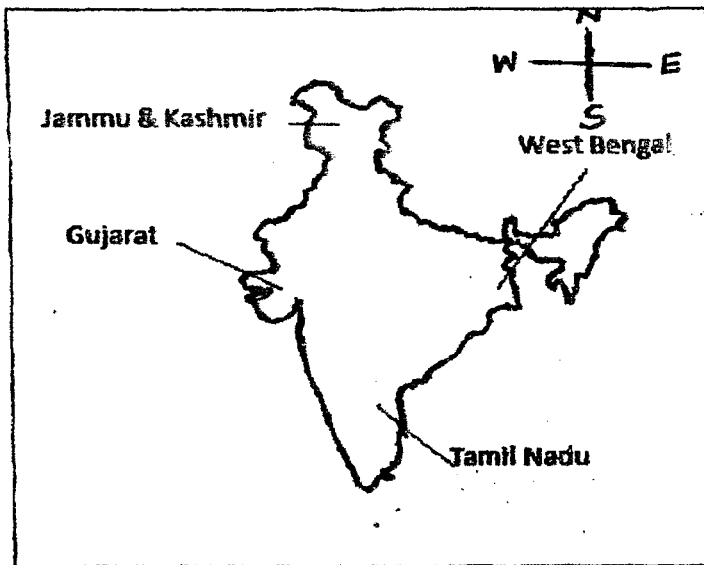
WORKSHEET NO: 11

Name: _____ Sec: _____ Date: _____

I. Fill in the blanks.

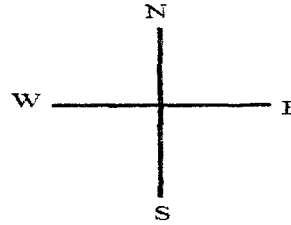

1. _____ is the position a person or thing points towards.
2. When we look at a map, the bottom is _____.
3. _____ is an object with a needle that is used to tell us the direction.
4. If we face the rising sun, _____ is on the left side.

II. Look at the map of India and find out in which directions the following states are located.




1. Jammu & Kashmir _____
2. Gujarat _____
3. Tamil Nadu _____
4. West Bengal _____

III. Identify the directions and answer the following questions.



1. What is there to the South of the key? _____
2. What is there to the East of the key? _____
3. The bird is in the _____ direction.
4. The _____ is in the West.

IV. Look at the picture and name the directions.



Teacher's signature _____

INTERNATIONAL INDIAN SCHOOL, DAMMAM







STD-II EVS Lesson 19 MEANS OF COMMUNICATION Worksheet No: 12

Name: _____ Sec: _____ Date: _____

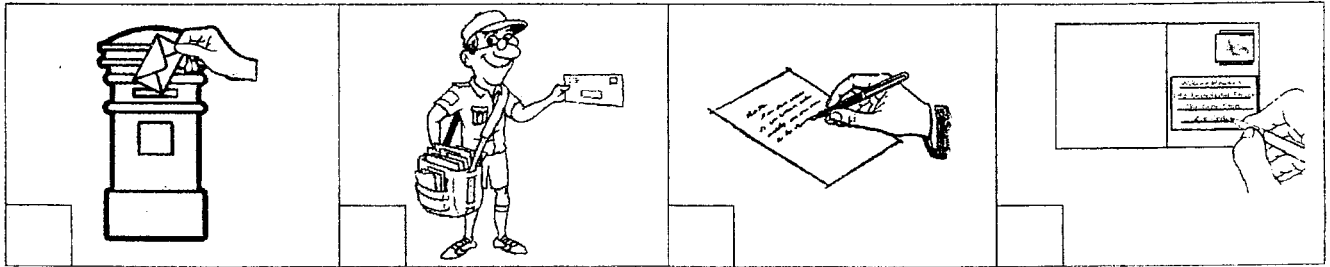
1. Choose the means of communication for the following:

- a) Simra wants to send a parcel to her grandfather. Which means of communication she would choose? _____
(fax machine / postal service)
- b) Message sent through _____ will reach faster.
(letter/mobile)

2. Identify the different means of communication and write their names:

 _____	 _____	 _____
 _____	 _____	 _____

3. Arrange the following pictures in proper order:




4. Fill in the blanks:

a. The telephone was invented by _____.

b. The _____ has a lot of information that we can use.

5. Colour the new means of communication:



We should be polite
while communicating
with people

Teacher's Signature: _____

INTERNATIONAL INDIAN SCHOOL- DAMMAM

STD II EVS L-16 SAFETY RULES WORKSHEET NO.13

Name: _____ Sec: _____ Date: _____

I. Fill in the blanks. Choose the right word from the box.

[stairs, moving ,electric, queue, 102]

1. Do not touch _____ wires.
2. People should stand in a _____ on the bus stand.
3. We must not run up or down the _____.
4. The number you dial to call an ambulance is _____.
5. Do not board a _____ bus.


II. Solve this crossword puzzle.

Across

1. Staying away from danger.
2. The immediate help given to an injured person.

Down

3. The place where we should cross the road.
4. Walk on this on a busy road.



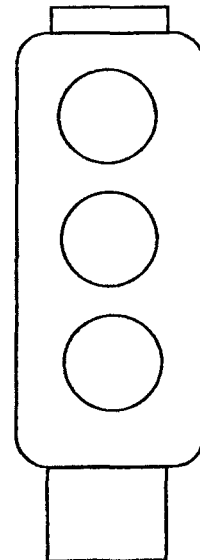
III. Unscramble the words to name things that can cause injury.

- 1. FNKIE _____
- 2. OAMXTBHC _____
- 3. ETTRAOS _____
- 4. SEVGSATO _____
- 5. RFKO _____

IV. Write T for true or F false

- 1. We should not put our head out of the window in a moving vehicle.
- 2. If a person gets hurt help him.
- 3. Safety rules are made to keep everybody safe.
- 4. We should always throw waste on the floor.

V. Colour the traffic lights and write the meaning of each light.



Teacher's signature: _____