

INTERNATIONAL INDIAN SCHOOL-DAMMAM
UPPER PRIMARY SECTION
3rd language Arabic worksheet for SA 1

Class III

NAME: ----- SECTION: ----- ROLL NO: -----

Q1. Fill in the blanks with suitable letters from the bracket.

1.----براس (نَ, نِ, نٌ)

2.----لُد (وِ, وُ, وٌ)

3.----ار (دِ, دُ, دٌ)

4.----نفاز (تِ, تٌ, تٌ)

5.----دَر (بِ, بٌ, بٌ)

Q2. Write the meanings in English:




1. تفاح = وَا

2. بوم =

3. نبت =

4. دود =

Q3. Match the picture to the correct word:

	دِيك
	وسام
	بنت

Q4. Write the given alphabets with short vowels.

Dammah	kesrah	Fathah	Letter
			ل
			غ
			ق
			ظ
			س
			ج
			د

Q5. Write the Arabic names of the following:

1. Television ----- 2. Apple ----- 3. Worm -----
 4. Roses ----- 5. Hand ----- 6. Goat -----

Q6. Write the missing numerals:

١٠						٤			١
٢٠			١٧				١٣		

Q7. Write the Arabic numerals:

25	
12	
19	
20	
17	

Q8. Write the split form and meaning of the following:

meaning	Split form	word
		بَدْر
		وَسَام
		وَرُود
		دَار

Q9. Write the joint form of the following:

Joint form	Split form
	ن ج و م
	ن ب ر ا س
	د و د
	ب و م

Q10. Draw, color and write the Arabic name of the given words:

Roses

House

Moon