

INTERNATIONAL INDIAN SCHOOL, DAMMAM  
SUMMER HOLIDAY HOMEWORK 2019  
CLASS: LKG


Dear Parents,

Summer holidays are here again to give us respite from the scorching heat. We hope that our children will enjoy their vacation time as well as hone their skills.

Children learn through experiences and play. There are many ways in which you can support them in gaining knowledge and understanding that helps in strengthening the parent child bond.

Some things that you as a parent can do.....

- Take your child on nature walk.
- Play simple indoor games with your child.
- Make simple conversations.
- Involve them in little household chores.
- Recite a story to them before bedtime.
- Practice writing the letters and numbers you learnt.
- Play with dough to improve finger strength.
- Practice colouring (use tripod fingers).



**Project work:**

Kindly make an album "**How I spent my holidays.**" That can include pictures of places visited, time spent with grandparents and cousins etc.

**Note:** Project work should be submitted before 19<sup>th</sup> of September as grades will be marked in the progress card.

School reopens on 1<sup>st</sup> September 2019.

Kindly download worksheets and practice to improve writing skills.

*Happy  
Holidays*

Regards

  
Ms. Sabina Sajid

Headmistress KG Section


INTERNATIONAL INDIAN SCHOOL  
KINDERGARTEN SECTION - LKG

ENGLISH ALPHABET PRACTICE WORK


A	A	A	A	A	N	N	N	N	N
B	B	B	B	B	O	O	O	O	O
C	C	C	C	C	P	P	P	P	P
D	D	D	D	D	Q	Q	Q	Q	Q
E	E	E	E	E	R	R	R	R	R
F	F	F	F	F	S	S	S	S	S
G	G	G	G	G	T	T	T	T	T
H	H	H	H	H	U	U	U	U	U
I	I	I	I	I	V	V	V	V	V
J	J	J	J	J	W	W	W	W	W
K	K	K	K	K	X	X	X	X	X
L	L	L	L	L	Y	Y	Y	Y	Y
M	M	M	M	M	Z	Z	Z	Z	Z

INTERNATIONAL INDIAN SCHOOL, DAMMAM  
 KINDERGARTEN  
 NUMBER WORK PRACTICE WORKSHEET


1 .	1 1 1 1 1 1 1
2 ..	2 2 2 2 2 2 2
3 ...	3 3 3 3 3 3 3
4 ....	4 4 4 4 4 4 4
5 .....	5 5 5 5 5 5 5




1 .	1 1 1 1 1 1 1
2 ..	2 2 2 2 2 2 2
3 ...	3 3 3 3 3 3 3
4 ....	4 4 4 4 4 4 4
5 .....	5 5 5 5 5 5 5




Count. Write how many.











	
---	--

	
---	--


	
---	--

	
---	--


	
---	--

	1	1	1	1	1
	2	2	2	2	2
	3	3	3	3	3
	4	4	4	4	4
	5	5	5	5	5
	6	6	6	6	6
	7	7	7	7	7
	8	8	8	8	8
	9	9	9	9	9
	10	10	10	10	10


Count and Match.




5




4




2



3



6



1