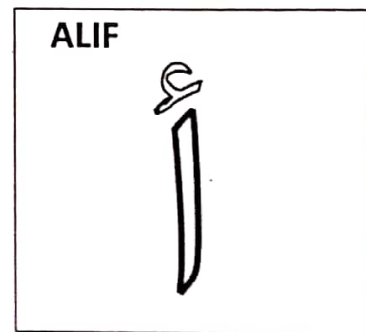



International Indian School Dammam

Prep-Section Class – I Arabic Alphabet Work Sheet - 1

Name : _____ Sec : _____ Date : __/__/__

1. There are 28 letters in Arabic alphabet.
2. Arabic is written and read from Right to Left.
3. Alif (ا) is the first letter and Yaa (ي) is the last letter.
4. Practice the letter Alif.



Alif	ا	ا	ا	ا
	ا	ا	ا	ا
	ا	ا	ا	ا
	ا	ا	ا	ا



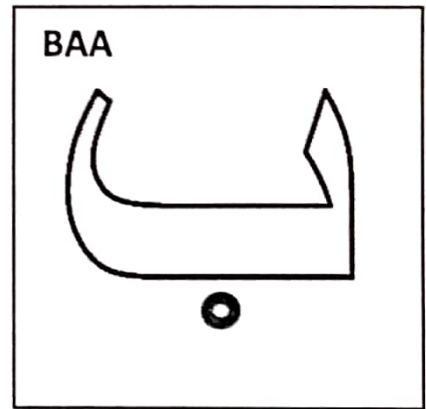

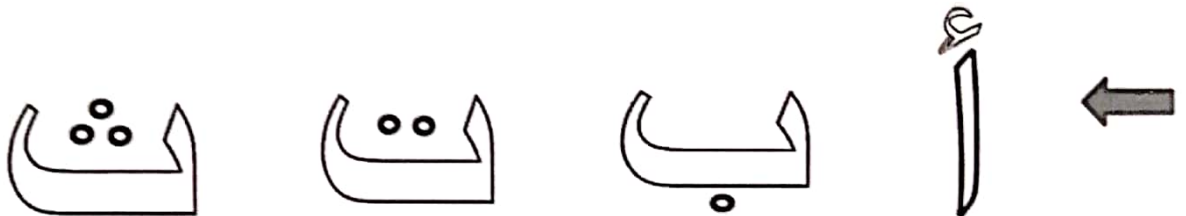
International Indian School Dammam

Prep-Section Class – I



Arabic Alphabet Work Sheet - 2

Name : _____ Sec : _____ Date : __/__/2023

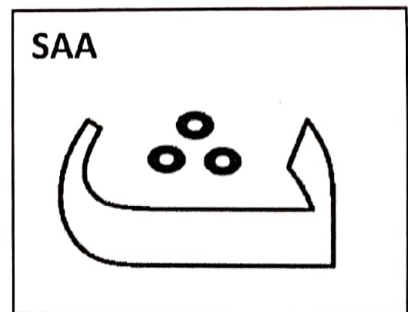

1. Practice the following letters.



BAA					



TAA					



SAA					

International Indian School Dammam

Prep Section Class – I Sub: Arabic

1st Term Revision worksheet

Name: _____ Section: _____ Roll No: _____ Date: _____


1. Fill in the blanks by using the below help box.

28, Right to Left

a. Arabic is written and read from _____

b. There are _____ letters in Arabic.

2. Practice the following letters.



3. Fill in the missing letters.





4. Count and write the Arabic numbers.



5. Write the number names from the help box.


Waahid, Isnain

a.  = _____

b.  = _____

6. Match the following.

Battah
So'baan
Tuffaahah
Asad



7. Learn the following words. (Pgs: 16, 17)

- a) Ummee = My mother
- b) Abee = My father
- c) Ukhtee = My sister
- d) Akhee = My brother