

INTERNATIONAL INDIAN SCHOOL-DAMMAM  
WORDS WITHOUT MATRA WORKSHEET # 2  
CLASS : I PREP SECTION

NAME :

SECTION:

DATE :

Q 1. Join the letters and form new words :

1. घ + र = \_\_\_\_\_

2. म + ह + ल = \_\_\_\_\_


3. श + र + ब + त = \_\_\_\_\_

Q 2. Choose the correct letter and complete the words:

1. ज \_\_\_\_\_ (घ/ग) 2. म \_\_\_\_\_ र (ठ/ट)

3. \_\_\_\_\_ त (छ/च) 4. उप \_\_\_\_\_ न (व/ब)

Q 3. Fill in the missing letters to complete the name of the pictures:




र \_\_\_\_\_ ड

र \_\_\_\_\_

अ \_\_\_\_\_ रक

दमक \_\_\_\_\_

Q 4 . Write the first letter of the picture




\_\_\_\_\_

\_\_\_\_\_


\_\_\_\_\_

\_\_\_\_\_

Q 5 . Fill in the blanks:




1. रमन  \_\_\_\_\_ लाया।

2. असलम  \_\_\_\_\_ ला।

3.  \_\_\_\_\_ चख।

4.  \_\_\_\_\_ उधर रख।

Q 6 . Circle the name of the picture in each row:

	हल	जल	नल
	कलम	कमल	कलश
	शलगम	बरतन	शरबत