


# INTERNATIONAL INDIAN SCHOOL – DAMMAM

## STD – II ENGLISH GRAMMAR WORKSHEET

Name: \_\_\_\_\_ Div: \_\_\_\_\_ Date : \_\_\_\_\_

### ADJECTIVES



small house



white swan



three flowers




tall girl

The words **small**, **white**, **three** and **tall** describe the nouns *house*, *swan*, *flowers* and *girl*. Such words which describe nouns are called **adjectives**.

**Adjectives are describing words. They tell us something more about people, places, animals and things.**

#### I. Underline the adjectives in the following sentences:

1. John is an intelligent boy.
2. Sheila gave a lovely gift to her best friend.
3. London is a large and busy city.
4. We have four new black kittens.
5. The yellow vase was broken by the naughty boy.
6. The peacock has a beautiful tail.
7. The kind girl helped the old lady.
8. Mary's handwriting is neat.



#### II. Choose and write the adjective that best describes each picture:

juicy

funny

empty


bright

delicious

thirsty



A \_\_\_\_\_ cake.




A \_\_\_\_\_ pear.




A \_\_\_\_\_ crow.



A \_\_\_\_\_ clown.



The \_\_\_\_\_ sun.




An \_\_\_\_\_ glass.



### III. Underline the adjectives in the following passage:

Rabbits are small animals. They have soft fur , long ears and a short fluffy tail. Rabbits like to eat green leaves and fresh crunchy carrots. They are cute, playful and friendly.



### IV. Match the adjectives to the nouns:

- |              |         |        |
|--------------|---------|--------|
| a. difficult | sky     | (    ) |
| b. ripe      | soldier | (    ) |
| c. hot       | bananas | (    ) |
| d. brave     | puzzle  | (    ) |
| e. blue      | coffee  | (    ) |



### V. Write a suitable adjective before the noun:

- |                 |                 |
|-----------------|-----------------|
| a. _____ carpet | d. _____ bed    |
| b. _____ music  | e. _____ clouds |
| c. _____ ship   | f. _____ book   |

### VI. Pick out suitable adjectives from the box and complete the following:

- As \_\_\_\_\_ as honey.
- As \_\_\_\_\_ as a snail.
- As \_\_\_\_\_ as a flower.
- As \_\_\_\_\_ as coal.
- As \_\_\_\_\_ as ice.



slow

black

cold

pretty

sweet

### VII. Fill in the blanks with the adjectives that are opposites of the underlined words:


clever

sharp

polite

light

- Arif is always \_\_\_\_\_. He is never rude.
- These scissors are blunt. They are not as \_\_\_\_\_ as the knife.
- The foolish hare was left behind by the \_\_\_\_\_ tortoise.
- Iron is heavy. Cotton is \_\_\_\_\_.





Name: \_\_\_\_\_ Div. \_\_\_\_\_ Date: \_\_\_\_\_


ADVERBSThe dog barked loudly.The snail crawls slowly.She wrote neatly.

The words **loudly**, **slowly** and **neatly** tell you how the actions are done. Such words are called **adverbs**.

Words that tell us more about the action (verb) are called **adverbs**.

I. Circle the verbs and underline the adverbs :

1. Rohan speaks politely.
2. The soldier fought bravely.
3. Tina danced beautifully.
4. The train moved noisily.
5. She read the book silently.
6. The child opened the gift eagerly.

II. Add 'ly' to the given words to form adverbs:

1. safe - \_\_\_\_\_

4. happy - \_\_\_\_\_

2. rude - \_\_\_\_\_

5. quiet - \_\_\_\_\_

3. nice - \_\_\_\_\_

6. angry - \_\_\_\_\_

III. Complete the sentences by the adverb form of the words in the brackets:

1. Mother is knitting \_\_\_\_\_. (patient)

2. Rita dresses \_\_\_\_\_. (elegant)

3. The king ruled \_\_\_\_\_. (wise)

4. Rahul hid \_\_\_\_\_ behind the door. (silent)

5. The rabbit ran \_\_\_\_\_. (swift)





IV. Rewrite the sentences with the opposite of the underlined adverbs:




slowly	politely	happily	strongly
--------	----------	---------	----------

1. The girl spoke sadly.  
\_\_\_\_\_
2. The student gave the answer rudely.  
\_\_\_\_\_
3. The wind blew softly.  
\_\_\_\_\_
4. Raj climbed the stairs quickly.  
\_\_\_\_\_



V. Look at the pictures and answer the questions with appropriate adverbs:

1. How does the bird sing?  
\_\_\_\_\_
2. How does the sun shine?  
\_\_\_\_\_
3. How does the lion roar?  
\_\_\_\_\_



VI. Find five adverbs in the grid and colour them:

G	E	N	T	L	Y	J	K	L
S	T	F	E	S	W	X	I	Z
A	C	E	D	G	I	K	N	J
F	S	T	S	E	D	T	D	X
E	E	M	E	R	R	I	L	Y
L	R	P	T	S	T	B	Y	S
Y	H	O	N	E	S	T	L	Y



INTERNATIONAL INDIAN SCHOOL - DAMMAM

STD-II English Worksheet

Name: \_\_\_\_\_ Sec: \_\_\_\_\_ Date: \_\_\_\_\_

CONJUNCTIONS

Conjunctions join words and sentences together. Words like and, but, or are joining words. These words are called conjunctions.

For Example

I cannot swim but I can skate.

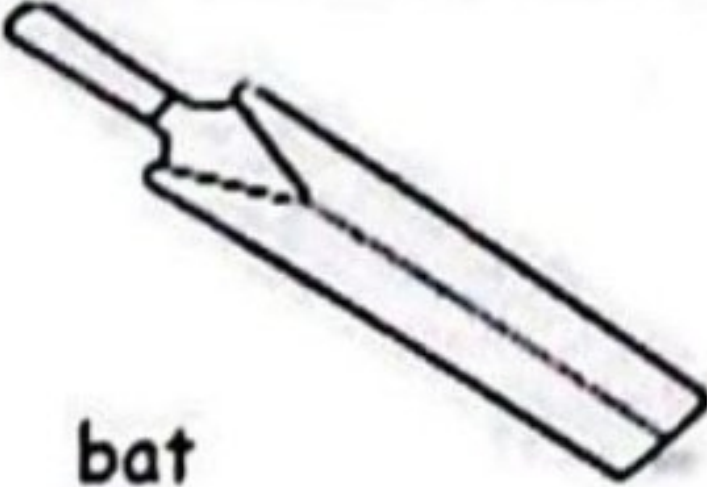









I will eat bread or chapathi.



I put on my shoes and went out to play.

Q1. Use the correct conjunction to join things that go together.

 bat	 bread	 socks	 cup
 shoes	 saucer	 ball	 butter

a. bat and ball

b. \_\_\_\_\_

c. \_\_\_\_\_

d. \_\_\_\_\_



**Q2. Circle the conjunction in the following sentences.**

1. We have a cat and a dog.
2. You should study or go to sleep.
3. Rohan is tall but Rita is short.
4. Ankita worked hard and won the prize.



**Q3. Fill in the blanks with " and/but/or "**

1. I have an apple \_\_\_\_\_ an orange in my lunch box.
2. A pigeon can fly \_\_\_\_\_ it cannot swim.
3. A hen eats grains \_\_\_\_\_ worms.
4. Do you prefer a pink \_\_\_\_\_ blue cupcake?



**Q4. Join these sentences using "and/but/or".**

1. I went home early. I finished my homework

\_\_\_\_\_

2. You can have tea. You can have ice cream.

\_\_\_\_\_

3. A mouse is small. An elephant is big.

\_\_\_\_\_



INTERNATIONAL INDIAN SCHOOL  
STD II      ENGLISH GRAMMAR WORKSHEET  
HOMOPHONES


NAME: \_\_\_\_\_ DIV : \_\_\_\_\_ DATE: \_\_\_\_\_

HOMOPHONES



Homophones are words that have the same sound but different spellings and meaning.

EXAMPLE:



FLOWER FLOUR

NIGHT

KNIGHT

Q1. Underline the correct homophone:

1. I **ate** / **eight** mangoes.
2. We went to the **sea** / **see** to watch the sunset
3. Please **write** / **right** your name on the paper.
4. She wore a new **pair** / **pear** of shoes..
5. I can **hear** / **here** the birds singing.





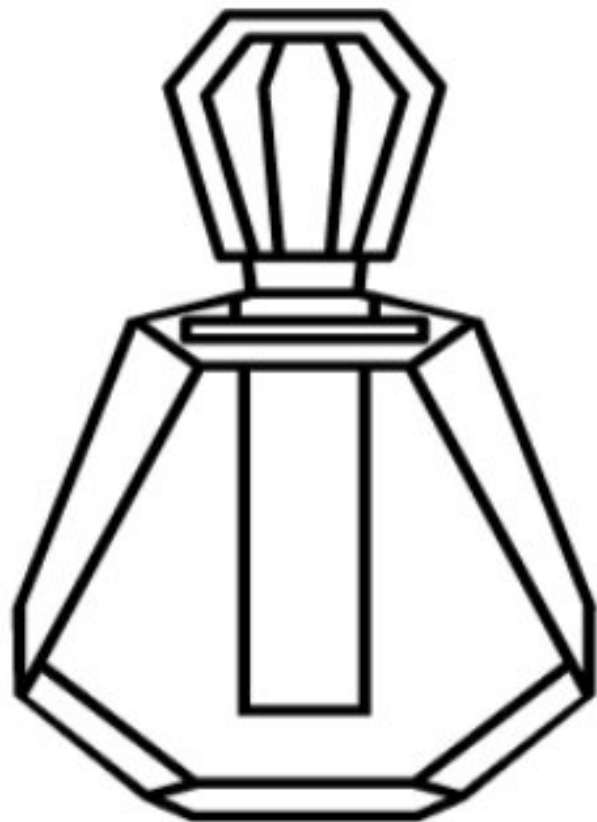



Q2.Fill in the blanks with the correct homophones from the brackets:

1. I gave \_\_\_\_\_ pencils \_\_\_\_\_ Zaid. ( **to** / **two** )
2. I \_\_\_\_\_ Grandpa would get me a \_\_\_\_\_ bicycle.  
( **knew** / **new** )
- 3.The teacher told us a \_\_\_\_\_ about the hippo's \_\_\_\_\_.  
(**tail** / **tale**).
- 4.The \_\_\_\_\_ is shining and my \_\_\_\_\_ is playing outside.  
(**sun** / **son**)
- 5.The baby is \_\_\_\_\_ small \_\_\_\_\_ lift the box.  
(**to** / **too**)



Q3. Look at the picture and circle the correct homophone:

 <p>blue / blew</p>	 <p>break / brake</p>	 <p>meat / meet</p>
 <p>sale / sail</p>	 <p>scent / sent</p>	 <p>be / bee</p>

Q4. Colour the oval with the word that answers each riddle:

1. I am a part of your face.  
You use me to smell flowers.

nose

knows

2. I shine brightly in the sky.  
I keep the earth warm.

son

sun

3. I am a big , furry wild  
animal.

bare

bear

4. You say me when you finish first.  
I sound like a number.

one

won









**INTERNATIONAL INDIAN SCHOOL – DAMMAM**  
**STD – II – ENGLISH GRAMMAR WORKSHEET**

Name : \_\_\_\_\_ Div: \_\_\_\_\_ Date : \_\_\_\_\_

**PREPOSITIONS**

1 a. Look at the following pictures and read the words carefully:

1.  2.  3.  4.  5.  6. 
- on                  in                  under                  behind                  in front of                  between

1 b. Look at the following pictures and read the sentences carefully:

- a. The boy is sitting **under** the tree.  
( **under** shows the relation between the boy and the tree )



- b. The book is **on** the table.  
( **on** shows the relation between the book and the table )



- c. The horse is jumping **over** the fence.  
( **over** shows the relation between the horse and the fence )




In the above sentences, the words **under**, **on** and **over** connect one thing with another and show how they are related. Such words are called **prepositions**.

2. Look at the picture and complete the passage with suitable prepositions:

( **between, under, in, over, in front of, behind** )

Birds are flying \_\_\_\_\_ the sky. There  
is a bridge \_\_\_\_\_ the river. The  
boat will go \_\_\_\_\_ the bridge .  
The cow is standing \_\_\_\_\_ the  
tree. A rabbit is sitting \_\_\_\_\_ the  
rocks. The sun is \_\_\_\_\_ the mountains.





3. Choose the correct preposition and fill in the blanks:

a. The ball is \_\_\_\_\_ Arun and Asha. ( **behind** / **between** )


b. The children are playing \_\_\_\_\_ the park. ( **on** / **in** )

c. The aeroplane flew \_\_\_\_\_ my house. ( **over** / **under** )

d. There is a beautiful picture \_\_\_\_\_ the wall. ( **in** / **on** )

e. The sky is \_\_\_\_\_ us. ( **above** / **under** )

f. John is sitting \_\_\_\_\_ the computer. ( **in front of** / **into** )



4. Underline the correct prepositions:

a. My school starts at / on 9 o' clock.

b. Bill is diving into / under the pool.

c. Rani's birthday is on / in Monday.



d. A man is standing in / near the gate.

e. I was born in / at the year 2002.

f. The chicks are walking over / behind the mother hen.



5. Look at the pictures and write the correct preposition under the picture:





# INTERNATIONAL INDIAN SCHOOL – DAMMAM

## STD II ENGLISH GRAMMAR WORKSHEET

NAME : \_\_\_\_\_ DIV . \_\_\_\_\_ DATE: \_\_\_\_\_

### ASKING QUESTIONS



Words like **What**, **When**, **Where** and **Who** are called question words.

We use them when we want to ask questions.

They are usually placed at the beginning of a question.



#### A. Fill in the blanks with correct question word:


**Who**      **What**      **When**      **Where**

1. \_\_\_\_\_ do you live?
2. \_\_\_\_\_ is your birthday?
3. \_\_\_\_\_ is knocking at the door?
4. \_\_\_\_\_ do you want to have for lunch?

Use **?** for  
asking  
questions

#### B. Choose and colour the correct question word:

1. **Who**      **What** is your favourite person?
2. **Why**      **Where** were you last evening?
3. **Where**      **When** is the school reopening?
4. **What**      **Who** are the children doing?



#### C. Frame questions beginning with the words given in the brackets:

Q1. \_\_\_\_\_

A1. Sunny will come next week. (**When**)





Q2. \_\_\_\_\_

A2. Dolly and Nikki are singing. (**What**)

Q3. \_\_\_\_\_

A3. They play football on Fridays. (**When**)

Q4. \_\_\_\_\_

A4. Sara won the gold medal. (**Who**)

Q5. \_\_\_\_\_

A5. The Taj Mahal is in Agra. (**Where**)

Q6. \_\_\_\_\_

A6. The boys are flying a kite. (**What**)

Q7. \_\_\_\_\_

A7. Alexander Graham Bell invented the telephone. (**Who**)

Q8. \_\_\_\_\_

A8. Saritha and her friends are going to the beach. (**Where**)

**D. Match the answers to the questions:**

1. Mrs Smith teaches us English.

**What** is your name? ( )

2. Rani's flight is on Monday.

**Where** is the book? ( )

3. The book is in my bag.

**Who** teaches you English? ( )


4. My name is Anita.

**When** is Rani's flight? ( )

**E. Ask questions for the given statements:**

Q1. \_\_\_\_\_

A1. The bus will arrive at three o' clock.



Q2. \_\_\_\_\_

A2. The teacher is in the staffroom.

Q3. \_\_\_\_\_

A3. The little girl picked up the kitten.





# INTERNATIONAL INDIAN SCHOOL - DAMMAM

## STD-II ENGLISH READING COMPREHENSION WORKSHEET

NAME: \_\_\_\_\_ SEC: \_\_\_\_\_ DATE: \_\_\_\_\_

Read the passage and answer the following questions:

Nick makes his mother happy by helping her. He is very responsible and works independently. His mother need not fetch things for him to get ready for school.

Nick keeps everything neat and tidy, right from the pen and pencils to the comb that he uses, in the same place. When he comes back from school, he keeps his shoes in the shoe rack and his uniform in the cupboard. After playing with his toys, he keeps them back in their place and after studying, he sees that all his books are safe in his bag according to the time table for the next day.



Keeping things back in the same place helps us to save time and keep us away from trouble.

Q1. Nick makes his mother happy \_\_\_\_\_.

- a) by helping her                      b) by troubling her

Q2. Where does Nick keep his shoes and uniform?

---

---

Q3. Write true or false:

i) Nick never follows the timetable. \_\_\_\_\_

ii) He keeps everything neat and tidy. \_\_\_\_\_

Q4. Write the plural of:

i) pencil- \_\_\_\_\_                      ii) shoe- \_\_\_\_\_

Q5. Give one word:

i) go and bring back something- \_\_\_\_\_



# INTERNATIONAL INDIAN SCHOOL - DAMMAM

## STD-II ENGLISH READING COMPREHENSION WORKSHEET

NAME: \_\_\_\_\_ SEC: \_\_\_\_\_ DATE: \_\_\_\_\_

Read the passage and answer the following questions:

Raj has a pet dog named Max. It is a friendly and playful dog. It has soft brown fur and a wagging tail. Every morning, it greets him with a lick on his hand and a wag of its tail. It follows him everywhere.

Max is a very smart dog. It can do tricks like sit, shake paws and roll over. Raj gives treat as a reward for its good behaviour. He loves his pet dog. Max is his best friend and brings joy to his life every day.



Q1. What is the name of the pet dog?

\_\_\_\_\_

Q2. What are some tricks that the dog can do?

\_\_\_\_\_

\_\_\_\_\_

Q3. Complete the following sentence:

Every morning, it greets \_\_\_\_\_  
\_\_\_\_\_ tail.

Q4. Circle the correct answer:

- i) The dog has (soft / hard) brown fur.
- ii) Raj gives treat as a reward for its (good / bad) behaviour.

Q5. Write the opposite of:

- i) sorrow X \_\_\_\_\_
- ii) foolish X \_\_\_\_\_

Q6. Give one word:

- i) A sign of welcome while meeting someone- \_\_\_\_\_



# INTERNATIONAL INDIAN SCHOOL, DAMMAM

## STD-II ENGLISH REVISION WORKSHEET (2025-2026)

Name: \_\_\_\_\_ Sec: \_\_\_\_\_ Date: \_\_\_\_\_

### I. Fill in the blanks with the correct adverbs from the help box:

quietly      sweetly      gracefully      quickly

1. We will clean our room \_\_\_\_\_.
2. The teacher asked the class to sit \_\_\_\_\_.
3. The girl danced \_\_\_\_\_ on the stage.
4. The bird chirped \_\_\_\_\_ in the morning.



### II. Fill in the blanks with the correct homophones:

1. The wind \_\_\_\_\_ the leaves away. (blew / blue)
2. He \_\_\_\_\_ his sandwich quickly. (ate / eight)
3. Please come \_\_\_\_\_ and sit beside me. (here / hear)
4. Sara is going to \_\_\_\_\_ her friends at the park. (meet / meat)



### III. Write the opposites of the underlined words:

1. I always eat breakfast, and I \_\_\_\_\_ skip it.
2. Heera found a huge rock and a \_\_\_\_\_ pebble.
3. She is busy reading a book, while her friend is \_\_\_\_\_.



### IV. Write the past tense of:

1. wrap - \_\_\_\_\_
2. flatten - \_\_\_\_\_
3. dry - \_\_\_\_\_
4. make - \_\_\_\_\_

### V. Frame sentences:

1. dripped - \_\_\_\_\_.
2. juicy - \_\_\_\_\_.

### VI. Complete the sentences with correct prepositions:

1. We have our spelling test \_\_\_\_\_ (on / at) Monday every week.
2. The movie will begin \_\_\_\_\_ (at / in) 5 pm, so don't be late.
3. The dog is hiding \_\_\_\_\_ (on / behind) the tree.



**VII. Give one word:**

1. became very happy - \_\_\_\_\_
2. a big garden with many fruit trees - \_\_\_\_\_

**VIII. Complete the sentences with the correct words from the box:**

came in	broke off	turned off
---------	-----------	------------

1. Ria \_\_\_\_\_ the classroom quietly.
2. Aleena \_\_\_\_\_ the lights before leaving the room.
3. Sona \_\_\_\_\_ a small piece of bread to feed the birds.

**IX. Arrange the words in correct order to make a complete sentence:**

1. Monday / have / we / English / on / class

\_\_\_\_\_

2. swimming / in / They / summer / go / for

\_\_\_\_\_

3. the / desk / on / pen / is / the

\_\_\_\_\_

**X. Write whether the following statements are True or False:**

1. The third man came to the village because he was tired. \_\_\_\_\_
2. The mango tree is tall and majestic. \_\_\_\_\_
3. The spell was wonderful because it changed many colours. \_\_\_\_\_

**XI. Who said to whom:**

1. "I've brought the water seed."

A. \_\_\_\_\_

**XII. Write the nouns under the correct headings in the table:**

singer	woman	teacher	king	niece	uncle
--------	-------	---------	------	-------	-------

masculine	feminine	masculine and feminine



**XIII. Rewrite sentences using capital letters, full stops, commas and question marks:**

1. did you finish reading the story last night

\_\_\_\_\_.

2. my mom made soup sandwiches and chicken for lunch

\_\_\_\_\_.

3. the rainbow is so bright and colourful

\_\_\_\_\_.

**XIV. Frame questions for the given statements:**

Q1. \_\_\_\_\_

A1. The boy is standing next to the door. **(Where)**

Q2. \_\_\_\_\_

A2. Seema cooked the delicious meal. **(Who)**

Q3. \_\_\_\_\_

A3. Anna bought a new phone yesterday. **(What)**

**XV. Answer the following questions:**

1. Why is the chowkidar busy?

A. \_\_\_\_\_

\_\_\_\_\_

2. How did the villagers find water?

A. \_\_\_\_\_

\_\_\_\_\_

**XVI. Complete the sentences with simple past tense of the verbs in brackets:**

1. She \_\_\_\_\_ **(draw)** a beautiful picture in art class.

2. We \_\_\_\_\_ **(visit)** our grandparents last weekend.

3. I \_\_\_\_\_ **(find)** a small puppy in the garden.


4. We \_\_\_\_\_ **(play)** football after school.






**XVII. Complete the blanks with ea or ee:**

1. Tina ate br \_ \_ d and ch \_ \_ se for br \_ \_ kfast.
2. Pl \_ \_ se give me thr \_ \_ pieces of sw \_ \_ t.
3. A b \_ \_ is sitting on the gr \_ \_ n tr \_ \_ .




**XVIII. Make two new words with each of these pictures:**

1.  + 

mark
------

 \_\_\_\_\_  

store
-------

 \_\_\_\_\_
2.  + 

shine
-------

 \_\_\_\_\_  

flower
--------

 \_\_\_\_\_

**XIX. Read the passage carefully and answer the questions:**

**The Snowy Morning**

When Mia woke up, she saw snow covering the ground. Everything looked white and shiny. Mia felt excited because she loved the snow. She quickly wore her warm coat, gloves, and boots before going outside. Mia made a small snowman in her yard. Her dog, Buddy, ran around happily in the snow. Mia threw a little snowball, and Buddy chased it playfully. Then she lay down and snowflakes floated down from the sky and landed on her coat. Just then, her mom called from the window and said breakfast was ready. Mia stood up, brushed the snow off her coat. She smiled and wished the snowy morning could last all day.

**1. What did Mia wear before going outside?**

\_\_\_\_\_

**2. What did Mia make in her yard?**

\_\_\_\_\_

**3. Write the past tense of:**

i) see - \_\_\_\_\_

ii) smile - \_\_\_\_\_

**4. Write the opposite of:**

i) evening x \_\_\_\_\_

ii) slowly x \_\_\_\_\_

**5. Underline the correct answer:**

i) Everything looked ( **white and shiny** / green).

ii) Mia's dog felt ( **sad** / happy ) in the snow.