

INTERNATIONAL INDIAN SCHOOL, DAMMAM
UPPER PRIMARY SECTIONS
ANNUAL EXAM - REVISION WORKSHEET (2025-26)
SUBJECT – URDU

CLASS : III

NAME- _____ SECTION - _____ ROLL NO - _____

LESSON 8 pg. no 49 to 53

Q 1. Add do chashmi hey [ھ] with the given letters & make the word.

	=	ھ	د	7		=	ھ	ب	1
	=	ھ	ڈ	8		=	ھ	پ	2
	=	ھ	ڑ	9		=	ھ	ت	3
	=	ھ	ک	10		=	ھ	ٹ	4

Q.2. Fill in the blanks with appropriate words given below.

اچھی	ڈھول	تھال	چھت	پھول
------	------	------	-----	------

1- اتنے میں امی _____ پر ہی کھانا لے کر آئیں۔

2- امی نے _____ سی آمنہ کو پیار کیا۔

3- بڑی _____ خوش بو آرہی ہے۔

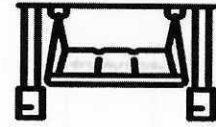
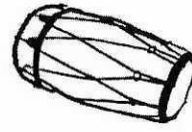
4- ان کے سامنے _____ میں پھل رکھے تھے۔

5- خود بھی _____ کی تھاپ پر جھوم اٹھی۔

Q 3. Add the letters & make the words.

	=	ا	د	7		=	ا	د	1
	=	ا	د	8		=	ا	د	2
	=	ا	د	9		=	ا	د	3
	=	ا	د	10		=	ا	د	4

Q 4. Write the name of the following pictures.



_____ .4

_____ .3

_____ .2

_____ .1

Q 5. Do as shown in the example. Add the letters & make the words.

بھالو

=

و	ل	ا	بھ
	ل	و	بھ
ر	ک	و	بھ
ا	ل	و	بھ
ا	ن	و	بھ

مثال :

=

=

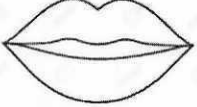


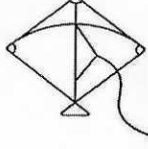
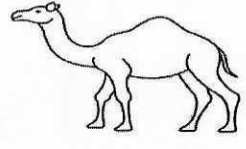
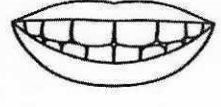

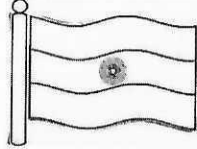

=

=






Q.1.Fill in the boxes with the correct letters and join them.

=	ٹ		ی	ا	1
=	ل	گ		ج	2
=	د	ب		گ	3
=	ل	چ		آ	4
=	ل	گ		م	5

Q.2. Write the name of the following pictures.

		
-3	-2	-1
		
-6	-5	-4
		
-9	-8	-7

Q.3.Look at the pictures and write the sounds of the birds and animals.

		
-3	-2	-1
		
	-5	-4

Q.4.Match the following part [الف] with part [ب].

ب	الف
_____	1. اماں اس دن جو نکلا تھا
_____	2. یہ بھی کیا بچہ ہے اماں
_____	3. وہ دیکھو وہ نکلا چاند
_____	4. اتنا دبلا اتنا پتلا
_____	اماں تم نے دیکھا چاند
_____	وہ تھا گول بڑا سا چاند
_____	کب ہوتا ہے ایسا چاند
_____	چھوٹا سا منسا سا چاند

Q5.Complete the lines with correct words.

- 1- _____ کھیل کھیلیں۔
- 2- موہن تم انجن بن جاؤ _____
- 3- سیٹی دے کر ریل _____
- 4- لال ہری جھنڈی _____

Q6 .Change the following words as shown in the example.

آئیے	مثال: آؤ
	بناؤ
	سناؤ
	جاؤ

Q7. Write in joint form and put Jazam [ّ] symbol on the correct letter.

	=	ن	ش	ج	1
	=	د	ر	د	2
	=	ز	ب	س	3
	=	ی	ت	س	4

LESSON 11

Pg.no 77 & 78

Q.1. Write in correct order .

_____ = ح ج خ ج ح 1-


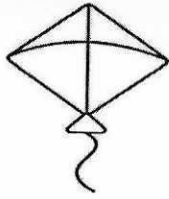

_____ = ذ د ڈ 2-

Q 2. Which letter comes BEFORE this letter.

ق _____ .2 ظ _____ .1

گ _____ .4 غ _____ .3

Q3 . Write the first letter of the following pictures.



_____ .4

_____ .3

_____ .2



_____ .1

LESSON 13 Pg.no 87 to 88

Q4 . Write in Joint form.

	=	ت	س	و	د	1
	=	ل	گ	ن	ج	2
	=	ر	و	ر	غ	3
	=	ر	ی	ق	ح	4

Q5. Write the names of the pictures given below.



_____ -4

_____ -3

_____ -2

_____ -1

Q6. Write in split form.

			=	شیر	1
			=	گال	2
			=	خون	3
			=	درخت	4

Q. 1. Write the following words in numbers.

_____ آٹھ	_____ چار
_____ گیارہ	_____ دس
_____ سترہ	_____ پانچ
_____ تیس	_____ پچیس

Q.2. Write the following numbers in words.

_____ 7	_____ 2
_____ 11	_____ 4

Q3. Write the missing words with the help of the words given in bracket.

[دس ، دو ، اکیس ، بارہ]

ایک _____ تین

_____ آٹھ نو

_____ تیرہ چودہ

_____ انیس بیس

Q.4. Match the following words with the numbers .

	[ب]	[الف]	s.no
[]	3	ایک	[a
[]	7	تین	[b
[]	10	سات	[c
[]	1	نو	[d
[]	9	دس	[e

Q.5. Match the following words with the numbers.

	[ب]	[الف]	s.no
[]	آٹھ	2	- a
[]	سات	4	- b
[]	چار	8	- c
[]	دو	7	- d